



**TOOLS &  
EQUIPMENT**  
For the professional !

TOOLS & EQUIPMENT

APPARAT

01.77



Groz has always exceeded the expectations of tool manufacturers and users the world over. Groz carefully makes each tool under stringent quality control processes that are achieved in a hi-tech environment spread over 500,000 square feet



Total quality & control via advanced horizontal & vertical machining centres



Robotically armed & conveyORIZED double booth powder coating plant with a capacity of 15 million square inch / month



Pressure die casting - PLC controlled semi automatic equipment



Multi-station Cold Forging Shop with equipment from NEDSCHROEF, Belgium, for manufacture of high volume automotive parts, sockets etc.




Multi-Spindle Turning Machines - Davenport's for high volume production & concentricity




Design Center, with high end software & equipment to develop custom solutions

## QUICK FACTS



YRS IN BUSINESS

45+



GLOBAL REACH

82 COUNTRIES



SELLING POINTS

5,000



SKU'S

12,000



EMPLOYEES

2,592



ENGINEERS

125



ISO 9001 : 2015  
ISO 14001 : 2015  
ISO 45001 : 2018



SA 8000 : 2014



## **Quality Assurance Statement**


The satisfaction of all customers is the fundamental principle of the GROZ corporate philosophy

GROZ stands committed to the quality of its products and service with the assurance of complete back-up support

With a wide range of products, prompt service and vast experience, GROZ remains dedicated to the customer



# INSIDE



## PROFESSIONAL HAND TOOLS

### STRIKING TOOLS

#### Indestructible Handle

Club Hammers	9
Sledge Hammers	10
Copper Head Sledge Hammers	12
Brass Head Sledge Hammers	13
Ball Pein Hammers	14
Cross Pein Hammers	15
Claw Hammers	15

#### Fibreglass Handle

Sledge Hammers	17
Ball Pein Hammers	18
Drilling Hammers	19
Engineer's Hammers	20
Blacksmith's/ Cross Pein Hammers	21
Claw Hammers	22
Double Face Plastic Mallet	23

#### IMPACT & RATCHET WRENCHES

3/8" Impact Wrench	25
1/2" Impact Wrench	26
1/2" Angle Impact Wrench	28
3/4" Impact Wrench	29
1" Impact Wrench D-Handle	30
1" Impact Wrench	31
3/8" Ratchet Wrenches	32
1/2" Ratchet Wrenches	32

#### TOOL STORAGE & ASSORTMENTS

Nylon Tool Bags	33
Portable Workstations	34
Universal Tool Kit 154 Piece	36
Automotive Tools Kit 84 Piece	38
Tool Assortments	40
Cantilever Tool Box With Tools	50
5 Tray Cantilever Tool Box	52
Aluminium Tool Box	53
Aluminium Tool Box With Tools	54

#### TORQUE TOOLS

Ratcheting Torque Wrenches	55
Digital Torque Wrenches	56
Classic Torque Wrenches	58
Aluminium Torque Wrenches	59
Torque Multipliers	60

#### AUTOMOTIVE TOOLS & ACCESSORIES

Strap Wrench	61
Tyre Levers	61
Telescopic Wheel Wrench	62
Quick Change Ratcheting Gear Pullers	63
Gear Pullers	64
Hydraulic Bottle Jacks	65
Hydraulic Floor Jack - 3 Ton	66
Screwdrivers Cushion Grip	67

7 Pc Insulation Screwdrivers Set	68
Hexagon Key Sets	69

#### SPANNERS & PLIERS

Reversible Ratcheting Spanners	72
Ring Spanners	73
Double Open End Spanners	74
Insulation Pliers	75
Circlip Pliers	76
Water Pump Pliers	76
Adjustable Wrenches	77
Retra Knife	78
Retractable Utility Knife	79
Snap Off Knife	80
Spring Calipers & Dividers	80
Centre Punches Round Head	81
Tap & Reamer Wrenches	81

#### HACKSAW FRAMES & BLADES

Super Cut Hi-Tension Hacksaw	82
Hacksaw Frame - Professional	82
Handyman's Hacksaw	83
2 Jaw Hand Riveter	83

#### VICES & CLAMPS

G Clamps General Purpose	84
Engineer's Steel Bench Vices	84
Multi Purpose Vice	85
Mechanic's Vices / Bench Vices	86

#### PRECISION VICES

Tool Makers Steel Vice Super Precision	86
Milling Machine Vices Super Precision	87
Angular Machine Vices Super Precision	87
3 Way Tilting Vices Super Precision	88
Sine Vices Super Precision	88
Quick Change Modular Vices	89
Universal Vice Super Precision	89

#### SOCKETS & ACCESSORIES

Hand Sockets	90
Impact Socket Hex	94
Socket Accessories	96
Socket Sets In Blow Moulded Cases	98
Hand Sockets Sets On Rails	100
Hand Socket Sets In Metal Cases	101
Slim Line Ratchet Handle	102
Push Through Ratchet Handle	103
Round Head Ratchet Handle	103
Pear Head Ratchet Handle	104

## LED WORKLIGHTS



#### WORKLIGHTS

Worklight - Impact Resistant	106
Worklight - Dual Power	108
Worklight - Cable Reel	110
Site Lamp AC Powered	111

Site Lamp With Tripod AC Powered	112
Worklight - 270° Swivelling with Magnetic Base	113
Folding Worklight	114
Worklight - 360° Rotating Hook	116
Worklight - 360° Swivel	117
Worklight - Intensity Control	118
Worklight - Intensity Control & Battery Display	120
Worklight - UV & Dual Charging	122
Folding Worklight Intensity Control	124
Inspection Light Flexible	126
Inspection Lamp Unbreakable	127
Underhood Light - Expandable	128
Underhood Light Magnetic Ends	130

#### FLASHLIGHTS

Spotlight Waterproof	131
Pen Light UV & Laser	132
Penlight	133
Penlight Pivoting Head	134
Pick-Up Light Telescopic	135
Flashlight Rechargeable	136
Flashlight Slim Pocket Size	137

#### HEAD LAMPS

Headlamp - Rechargeable With Hand Sensor	138
Headlamp - Dual Mode & Hand Sensor	139
Headlamp- Strip Light	140

#### FLOODLIGHTS

Floodlight-12W	141
Floodlight-15W	142
Floodlight-15W Compact	143
Floodlight-15W Super Cool	144
Floodlight-18W Super Cool	145
Floodlight - 27W	146
Floodlight - 30W	147
Floodlight - 45W	148
Floodlight - 48W	149

#### LIGHT BARS

Light Bar - 36W	150
Light Bar - 72W	151
Light Bar - 120W	152



## FLUID HANDLING

#### GREASE HANDLING

The Ultimate Lever Grease Gun	154
Lever Grease Gun Heavy Duty	154
Lever Grease Gun - Dual Piston	155
Lever Grease Guns Heavy Duty - V Series	156
Lever Grease Gun 'V' Series	156
Lever Grease Gun - Super Value	157
Pistol Grip Grease Gun	157
Mini Lever Grease Gun	158

Mini Grease Gun Push Type	158
Mini Pistol Grease Gun - Deluxe	159
Air Operated Grease Gun	159
Battery Powered Grease Gun	160
Cordless Grease Gun 20V	161
Rechargeable Battery Grease Gun	162
Quick Lock Grease Coupler	163
Hydraulic Couplers-Standard	164
Hydraulic Couplers Professional	164
Hydraulic Couplers Heavy Duty	165
Push-On Grease Couplers	165
Grease Gun Hoses	166
Grease Gun Steel Extensions	166
Grease Cartridge	167
Ezee Lube Kit	167
Hand Bearing Packer	168
Grease Fittings	169
Grease Feeders	170
Grease Pump Heavy Duty	171
Bucket Greasers	172
Scoop & Swipe Set	173
Portable Greasing System	174
Foot Operated Bucket Grease Pump	175
Air Operated Grease Ratio Pump 50:1	176
Grease Ratio Pump High Volume	178
Grease Pump Kits with HD Trolley	179
Grease Pump Kits With Drum Cart	180
Grease Control Valve Professional	181
Grease Control Valve Booster	181
Grease Control Valve Metered	182

#### OIL HANDLING

Lever Action Barrel Pump	183
Ezee Flow Pump	183
Rotary Barrel Pump	184
Rotary Barrel Pump V Series	184
Bucket Oil Pumps	185
Bucket Oil Pump With Meter	185
Air Operated Oil Ratio Pump	186
Air Operated Transfer Pump	188
Air Operated Oil Ratio Pump - 6.5:1	189
Air Operated Stainless Steel Pump - 3:1	190
Oil Pump Kits With HD Trolley	191
Oil Pump Kits With Drum Cart	192
Electric Oil Pumps	193
Air Operated Double Diaphragm Pumps	194
Oil Management System	196
Mechanical Oil Meters	198
Heavy Duty Electronic Oil Meter	199
Mechanical Oil Control Gun	200
Heavy Duty Electronic Oil Control Gun	201
Electronic Pre-Set Oil Control Gun	202
Oil Control Guns	203
Transfer Gun	204
Oil Cans V Series	204
Hydraulic Oil Hoses	204
Flexible Spout Measures	205

Smart Funnels	205
Fuel & Oil Funnels	206
Conical Funnels	206
Plastic Funnel Set - 4 Pieces	207

#### HOSE REELS

Metal Hose Reels	208
Air / Water Hose Reel	210

#### WASTE OIL HANDLING

Electric Waste Oil Pump	211
Air Operated Double Diaphragm Pumps	212
Waste Oil Drain Pressurized	213
Low Profile Truck Drain	214
Plastic Truck Drain	215
Drain Pan	216

#### FUEL HANDLING

Heavy Duty High Flow Electric Fuel Pumps - Explosion Proof	217
Heavy Duty Electric Fuel Pumps Explosion Proof	218
Continuous Duty Electric Diesel Pump	220
Diesel Refilling System Mini Browser	221
Electric Diesel Pumps	222
Electric Diesel Pump Heavy Duty	223
Industrial Rotary Drum Pumps	224
Rotary Booster Pump 3:1	225
Mechanical Diesel Meter	226
Digital Fuel Meter Heavy Duty	227
Digital Oval Gear Fuel Meter	228
Digital Fuel Meter- Professional	229
Fuel Control Nozzles Manual	230
Fuel Control Nozzles Automatic	230
Fuel Control Nozzle Metered	231
Dual Plane Fuel Nozzle Swivels	231
Fuel Dispensing Kits	232
Filter Wrench	232
Fuel Filter	233
Fuel Filter Spin-On Cartridge Style	234

#### DEF HANDLING

DEF Pumps Electric	235
DEF Pump Air Operated	236
Digital DEF Meter Heavy Duty	237
DEF Transfer Systems	238
DEF Control Nozzle Manual	240
DEF Control Nozzle Automatic	240
Battery Transfer Pump	241
Dry Cell DEF Pump	242
Rechargeable DEF Pump	243
Electric Drum/ IBC Pumps	244
Rotary Drum Pump Stainless Steel	245

#### SPECIALITY PUMPS

Plastic Lever Pump	246
Nylon Chemical Pumps	247
Plastic Rotary Pump	247
Plastic Lever Pump Value	248
Siphon Pumps	249

#### DRUM HANDLING

Drum Trolley Low Profile	250
Drum Wrench	250
4 Wheel Drum Dolly	251
Drum Cradle	251
Drum Trolleys Heavy Duty	252

#### AIR HANDLING

Air Blow Guns - Standard	254
Air Blow Gun Professional	254
Polyurethane Coil Hose	255
Filter Regulator Combination	256
Filter Regulator & Lubricator - 2 Piece	256
Digital Air Pressure Gauge	257
Tyre Inflator Gauge 'V' Series	257
Tyre Inflator Gauge for Cars	258
Tyre Inflator Gauge for Trucks	259

# NEW ADDITIONS

LOOK OUT FOR **NEW!** THROUGHOUT THE CATALOGUE

#### Fibreglass Hammers



17-22

#### Telescopic Wheel Wrench



62

#### Multi Purpose Vice



85

#### Socket Sets in Blow Moulded Cases



98

#### Worklight Cable Reel



110

#### Site Lamp AC Powered



111

#### Site Lamp With Tripod AC Powered



112

#### Folding Worklight



114

#### Worklight 360° Rotating Hook



116

#### Worklight Intensity Control



118

#### Worklight Intensity Control & Battery Display


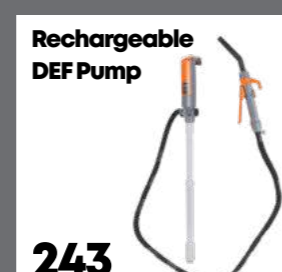
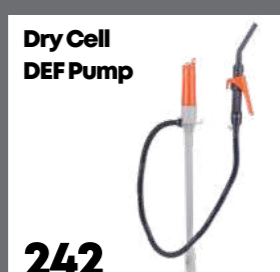
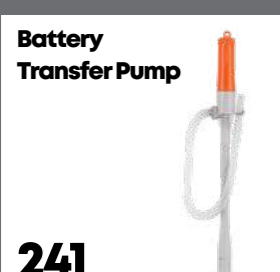

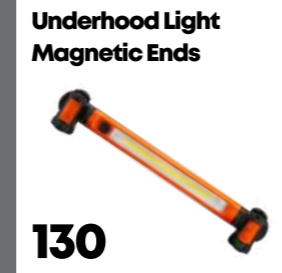


120

#### Worklight UV & Dual Charging



122



# 01

## PROFESSIONAL HAND TOOLS



# INDESTRUCTIBLE HANDLE



**STEEL LOCKING PLATE**  
locks head to the handle eliminating loosening or dislodging

**VULCANIZED RUBBER HANDLE**  
Absorbs impact & vibration reducing user fatigue

**75X STRONGER**

**SPRING STEEL BARS**  
Resist overstrike

**STEEL REINFORCED LANYARD HOLE**

**PATENT PENDING**



**01**

## Club Hammers Indestructible Handle

CHID

A Club hammer is a small sledge hammer with relatively lighter weight and shorter handle

**Handle**  
4 spring steel bars that run through the handle are locked with the hammer head using steel locking plate, ensuring that the head never gets dislodged

Ergonomic rubber grip handle absorbs vibration and reduces fatigue

Special bonding process ensures that the handle & head never get loose

**Head**  
Available in 2 types

**BS 876**  
For material, hardness & performance



**SANS 387:2014**



Heavy Duty

Soft Face

**SPECIFICATIONS**

WORKING TEMPERATURE RANGE	-10°C TO 50°C
---------------------------	---------------

**WARNING\***

Do not strike objects harder than 46 HRC. Striking items of a greater hardness is liable to cause fracture or chipping



Steel Locking Plate

4 Spring Steel Bars

Ergonomic Rubber Grip Handle

**a. Heavy Duty 52 HRC Head**

Forged from special steel, the hammer head is induction case hardened 50-58 HRC. These hammers are especially useful in demolition work where the struck surface is softer than the hammer head

**UTILITY**

- Driving in stakes
- Metal-forming
- Setting bolts
- Minor demolition work

**ORDERING INFORMATION**

CAT NR.	HEAD WEIGHT		OVERALL LENGTH		BOX QTY.
	(LBS)	(KG)	(INCH)	(MM)	
* CHID/2.5/12	2.5	1.1	12	300	8
* CHID/4/12	4	1.8	12	300	8
CHID/4/16	4	1.8	16	400	8

\* Best Seller

**b. Soft Face 30 HRC Head**

Forged from special steel, the hammer head is induction case hardened & then tempered to reduce hardness within 30-35 HRC. Softer head is designed to mushroom when striking harder base materials. Prevents damage to struck work pieces

**UTILITY**

- Metal forming
- Over ground mining
- Maintenance of cutting tools

**ORDERING INFORMATION**

CAT NR.	ORD NR.	HEAD WEIGHT		OVERALL LENGTH		BOX QTY.
		(LBS)	(KG)	(INCH)	(MM)	
CHID/SF/2.5/12	34550	2.5	1.1	12	300	8
CHID/SF/4/12	34551	4	1.8	12	300	8

**02**

**Sledge Hammer  
Indestructible Handle**

**SHID**

The 'BIG BOY' of hammers, Groz Sledge Hammers with patented Indestructible handle are designed to take a heavy beating

**Handle**

4 - 6 spring steel bars that run through the handle are locked with the hammer head using steel locking plates ensuring that the head never gets dislodged

Shorter handles 12" - 16" (300mm - 400mm) come with 4 spring steel bars. These hammers are useful in automotive applications

Longer handles come with 6 spring steel bars for added strength

Ergonomic rubber grip handle absorbs vibration and reduces fatigue

Special bonding process ensures that the handle & head never get loose

**Head**

Available in 2 types

- a. **Heavy Duty 50-58 HRC Head\***
- b. **Soft Face 30 HRC Head**

**SPECIFICATIONS**

WORKING TEMPERATURE RANGE	-10°C TO 50°C
---------------------------	---------------

**WARNING\***

Do not strike objects harder than 46 HRC. Striking items of a greater hardness is liable to cause fracture or chipping

**BS 876**  
For material, hardness & performance

**SANS 387:2014**



Steel Locking Plate



Spring Steel Bars



Ergonomic Rubber Grip Handle

**a. Heavy Duty 50-58 HRC Head\***

Forged from special steel, the hammer head is induction case hardened 50-58 HRC. These hammers are especially useful in demolition work where the struck surface is softer than the hammer head

**UTILITY**

- Driving in stakes
- Heavy demolition work
- Construction: fracturing stone & concrete
- Driving fence posts
- Police, fire & rescue
- Rebar work
- Railroads
- Bending & shaping metal

**ORDERING INFORMATION**

CAT NR.	HEAD WEIGHT		OVERALL LENGTH		BOX QTY.
	(LBS)	(KG)	(INCH)	(MM)	
SHID/6/24	6	2.7	24	600	4
SHID/6/30	6	2.7	30	750	4
* SHID/8/24	8	3.6	24	600	4
* SHID/8/30	8	3.6	30	750	4
SHID/8/36	8	3.6	36	900	4
SHID/10/30	10	4.5	30	750	4
SHID/12/30	12	5.5	30	750	4
* SHID/14/30	14	6.3	30	750	4
SHID/20/36	20	9	36	900	2

\* Best Seller    ◆ New

**b. Soft Face 30 HRC Head**

Forged from special steel, the hammer head is induction case hardened & then tempered to reduce hardness within 30-35 HRC. Softer head is designed to mushroom when striking harder base materials. Prevents damage to struck work pieces.

**UTILITY**

- Agriculture
- Automotive
- Overground mining
- Railroad
- Maintenance of cutting tools

**ORDERING INFORMATION**

CAT NR.	HEAD WEIGHT		OVERALL LENGTH		BOX QTY.
	(LBS)	(KG)	(INCH)	(MM)	
SHID/SF/6/30	6	2.7	30	750	4
SHID/SF/8/30	8	3.6	30	750	4
SHID/SF/10/30	10	4.5	30	750	4
SHID/SF/12/30	12	5.5	30	750	4
SHID/SF/14/36	14	6.3	36	900	4



**03**

**Copper Head Sledge Hammers  
Indestructible Handle**

CHID-CU

SHID-CU

Copper head hammers  
The ultimate safety tool are popular in mining  
and automotive applications

**Handle**

4-6 spring steel bars that run through the  
handle are locked with the hammer head  
using steel locking plates ensuring that the  
head never gets dislodged

Shorter handles 12" - 16" (300mm - 400mm)  
come with 4 spring steel bars

Longer handles come with 6 spring steel bars  
for added strength

Ergonomic rubber grip handle absorbs shock  
& vibration reducing fatigue

**Head**

Hammer head is forged from 99.9% pure  
copper for spark free use. Copper head  
resists sparking & reduces marring of most  
struck surfaces

Special bonding process ensures that the  
handle and head never get loose

**UTILITY**


- Metal forming
- Mining
- Underground mining
- Oil rigs
- Gas industry



Spark -proof

**SPECIFICATIONS**

WORKING TEMPERATURE RANGE	-10°C TO 50°C
---------------------------	---------------



Steel Locking Plate



4 - 6 Spring Steel Bars



Ergonomic Rubber Grip Handle

**ORDERING INFORMATION**

CAT NR.	HEAD WEIGHT		OVERALL LENGTH		BOX QTY.
	(LBS)	(KG)	(INCH)	(MM)	
CHID/2.5/12/CU	2.5	1.1	12	300	8
CHID/2.5/16/CU	2.5	1.1	16	400	8
*CHID/4/12/CU	4	1.8	12	300	8
CHID/4/16/CU	4	1.8	16	400	8
*SHID/8/24/CU	8	3.6	24	600	4
*SHID/14/30/CU	14	6.3	30	750	4

\* Best Seller



**04**

**Brass Head Sledge Hammers  
Indestructible Handle**

SHID-BR

Brass head hammers are useful in  
combustible environments

**Handle**

4-6 spring steel bars that run through the  
handle are locked with the hammer head  
using steel locking plates ensuring that the  
head never get dislodged

Shorter handles 12" - 16" (300mm - 400mm)  
come with 4 spring steel bars

Longer handles come with 6 spring steel bars  
for added strength

Ergonomic rubber grip handle absorbs  
shocks & vibration hence reducing fatigue

**Head**

Drop forged brass head is spark resistant. It  
absorbs impact & reduces damage on the  
surface being hit.  
These can be used safely in combustible  
environments

**UTILITY**


- Oil Rigs
- Gas Industry
- Automotive applications where the struck  
surface is soft




Mar Resistant Head

**SPECIFICATIONS**

WORKING TEMPERATURE RANGE	-10°C TO 50°C
---------------------------	---------------



Steel Locking Plate



4-6 Spring Steel Bars



Ergonomic Rubber Grip Handle

**ORDERING INFORMATION**

CAT NR.	HEAD WEIGHT		OVERALL LENGTH		BOX QTY.
	(LBS)	(KG)	(INCH)	(MM)	
*SHID/2.5/12/BR	2.5	1.1	12	300	8
*SHID/4/12/BR	4	1.8	12	300	8
SHID/4/16/BR	4	1.8	16	400	8
◆SHID/6/30/BR	6	2.7	30	750	4
◆SHID/8/30/BR	8	3.6	30	750	4

\* Best Seller

◆ New



## 05 Ball Pein Hammers Indestructible Handle

**BPID**

A MUST HAVE TOOL for metal workers, The Ball Pein Hammer features a rounded end for pounding metals and a bevel on the other for regular hammering applications

### Handle

2 spring steel bars that run through the handle are locked with the hammer head using steel locking plates ensuring that the head never gets dislodged

Ergonomic rubber grip handle absorbs shock & vibration reducing fatigue

Special bonding process ensures that the handle and head never get loose

### UTILITY

- Bending & shaping metal
- Driving punches & chisels
- Concrete & stone work
- Hand forging
- Setting rivets
- Peen riveted & welded material
- Texturing face of metal

### Head

Available in 2 types

### SPECIFICATIONS

WORKING TEMPERATURE RANGE	-10°C TO 50°C
---------------------------	---------------

### WARNING

Do not strike objects harder than 46 HRC. Striking items of a greater hardness is liable to cause fracture or chipping

#### a. Heavy Duty 50-58 HRC Head\*

Forged from special steel, the hammer head is induction case hardened 50-58 HRC. These hammers are especially useful in applications where the struck surface is softer than the hammer head

### ORDERING INFORMATION

CAT NR.	HEAD WEIGHT		OVERALL LENGTH		BOX QTY.
	(GMS)	(OZ)	(INCH)	(MM)	
BPID/16/14	450	16	14	350	8
BPID/20/14	565	20	14	350	8
*BPID/24/14	680	24	14	350	8
*BPID/32/14	900	32	14	350	8
BPID/48/14	1360	48	14	350	8

◆ New \* Best Seller



Heavy Duty

Soft Face

**BS 876**  
For material, hardness & performance



2 Spring Steel Bars

#### b. Soft Face 30 HRC Head

Forged from special steel, the hammer head is induction case hardened & then tempered to reduce hardness to within 30-35 HRC. Softer head is designed to mushroom when striking harder base materials. Prevents damage to struck work pieces

### ORDERING INFORMATION

CAT NR.	HEAD WEIGHT		OVERALL LENGTH		BOX QTY.
	(GMS)	(OZ)	(INCH)	(MM)	
◆ BPID/SF/24/14	680	24	14	350	8

◆ New

## 06 Cross Pein Hammers Indestructible Handle

**CPID**

### Handle

4 spring steel bars are locked with the hammer head using steel locking plates ensuring that the head never gets dislodged

Ergonomic rubber grip handle absorbs shock & vibration reducing fatigue


### Head

Hammer head is forged from special steel & is induction case hardened to 50-58 HRC for extended life

Special bonding process ensures that the handle and head never get loose

### UTILITY

- Heavy Forging
- Bending & Shaping Metal
- Spreading Metal
- Driving Punches & Chisels
- Driving Masonry Drills
- Concrete & Stone Work
- Starting Panel Pins & Tacks



4 Spring Steel Bars

### ORDERING INFORMATION

CAT NR.	HEAD WEIGHT		OVERALL LENGTH		BOX QTY.
	(LBS)	(KG)	(INCH)	(MM)	
CPID/2/16	2.5	1.15	16	400	8
*CPID/3/16	3.5	1.60	16	400	8

\* Best Seller

### SPECIFICATIONS

WORKING TEMPERATURE RANGE	-10°C TO 50°C
---------------------------	---------------

### WARNING

Do not strike objects harder than 46 HRC. Striking items of a greater hardness is liable to cause fracture or chipping

## 07 Claw Hammer Indestructible Handle

**CLID**

Also known as a Nailing Hammer these are used in woodworking, prying & finishing jobs

### Handle

2 spring steel bars are locked with the hammer head using steel locking plates ensuring that the head never gets dislodged

Ergonomic rubber grip handle absorbs shock & vibration reducing fatigue

### Head

Hammer Head is forged from special steel &

induction case hardened 50-58 HRC for extended life

Special bonding process ensures that the handle and head never get loose. Well shaped, curved claw is tapered for maximum grip & higher leverage when gripping a nail

### UTILITY

- Pulling Out Nails
- Lifting Floorboards
- Carpentry Work



2 Spring Steel Bars

### ORDERING INFORMATION

CAT NR.	HEAD WEIGHT		OVERALL LENGTH		BOX QTY.
	(OZ)	(GMS)	(INCH)	(MM)	
CLID/16/13	16	450	13	330	12

### SPECIFICATIONS

WORKING TEMPERATURE RANGE	-10°C TO 50°C
---------------------------	---------------

### WARNING

Do not strike objects harder than 46 HRC. Striking items of a greater hardness is liable to cause fracture or chipping. Do not use a claw hammer for striking cold chisels or for pulling out masonry nails

# FIBREGLASS HANDLE

**25%**  
**WIDER NECK**

Overstroke protection

**EXCELLENT STRENGTH & DURABILITY**

Built, tested & approved to GROZ superior quality & specifications

Well balanced hammer head to handle ratio optimised for balanced blow each time

## FIBREGLASS HANDLE

Double injection moulded handle for increased strength, durability & overstrike protection

**08**

## Sledge Hammer Fibreglass Handle

SHFG

Sledge Hammers are designed for heavy demolition and hammering applications

### Head

Forged from fine-grained special steel the heads are induction hardened 50-58 HRC for increased durability

### Handle

Lightweight yet durable dual injection moulded fibreglass handle for controlled and balanced swing

Designed with a 25% wider neck, handles are covered with a polypropylene jacket for protection against overstrikes

TPR grip on handle absorbs shock and vibration and provides a non-slip grip

Handles securely attached to the hammer head using a tough epoxy adhesive ensuring that the head does not loosen even with rough use

Available in two types

- a. Short Handle – 16" (400mm)
- b. Long Handle – 36" (900mm)

### UTILITY

- Driving in stakes
- Metal forming
- Setting bolts
- Demolition jobs

**NEW!**

**BS 876**

For material, hardness & performance

**SANS 387:2014**



### ORDERING INFORMATION

CAT NR.	HEAD WEIGHT		OVERALL LENGTH		BOX QTY.
	(LBS)	(KG)	(INCH)	(MM)	
<b>SHORT HANDLE</b>					
SHFG/2.5/16	2.5	1.1	16	400	8
SHFG/4/16	4	1.8	16	400	8
<b>LONG HANDLE</b>					
SHFG/6/36	6	2.7	36	900	4
SHFG/8/36	8	3.6	36	900	4
SHFG/10/36	10	4.5	36	900	4
SHFG/12/36	12	5.5	36	900	2
SHFG/14/36	14	6.3	36	900	2
SHFG/16/36	16	7.3	36	900	2

### WARNING

Do not strike objects harder than 46 HRC. Striking items of a greater hardness is liable to cause fracture or chipping

A MUST HAVE TOOL for metal workers. The ball pein hammer features a rounded end for pounding metals and a bevel on the other for regular hammering applications

**Head**

Forged from fine-grained special steel the heads are induction hardened 50-58 HRC for increased durability

**Handle**

Lightweight yet durable dual injection moulded fibreglass handle for controlled and balanced swing

Designed with a 25% wider neck, handles are covered with a polypropylene jacket for protection against overstrikes

TPR grip on handle absorbs shock and vibration and provides a non-slip grip

Handles securely attached to the hammer head using a tough epoxy adhesive ensuring that the head does not fly away even with rough use

**UTILITY**

- Bending & shaping metal
- Driving punches & chisel
- Concrete & stone work
- Hand forging
- Setting rivets
- Peen riveted & welded material
- Texturing face of metal



**NEW!**

**BS 876**  
For material, hardness & performance



**ORDERING INFORMATION**

CAT NR.	HEAD WEIGHT		OVERALL LENGTH		BOX QTY.
	(GMS)	(OZ)	(INCH)	(MM)	
BPGF/8/12	226	8	12	300	10
BPGF/12/13	340	12	13	330	10
BPGF/16/13	450	16	13	330	10
BPGF/24/14	680	24	14	350	10
BPGF/32/14	900	32	14	350	10
BPGF/48/16	1360	48	16	400	10

**WARNING**

Do not strike objects harder than 46 HRC. Striking items of a greater hardness is liable to cause fracture or chipping

Popularly called Stone Cutter's Hammers, these are ideal for day to day demands of construction professionals

**Head**

Fully forged head is induction hardened 50-58 HRC and tempered for maximum strength and durability

Duly machined and polished faces are beveled to prevent chipping

**Handle**

Lightweight yet durable dual injection moulded fibreglass handle for controlled and balanced swing

Designed with a 25% wider neck, handles are covered with a polypropylene jacket for protection against overstrikes

TPR grip on handle absorbs shock and vibration and provides a non-slip grip

Handles securely attached to the hammer head using a tough epoxy adhesive ensuring that the head does not fly away even with rough use

**UTILITY**

- Striking cold chisels, concrete chisels & brick bolsters
- Drive in stakes
- Rebar into the ground
- Break through concrete floors



**NEW!**

**ASME**  
B107.400- 2018

**BS 876**  
For material, hardness & performance



**ORDERING INFORMATION**

CAT NR.	HEAD SIZE		OVERALL LENGTH		BOX QTY.
	(LBS)	(GMS)	(INCH)	(MM)	
DHFG/2/11	2	900	11	280	8
DHFG/3/11	3	1300	11	280	8

**WARNING**

Do not strike objects harder than 46 HRC. Striking items of a greater hardness is liable to cause fracture or chipping

**11**
**Engineer's Hammers  
Fibreglass Handle**
**EHFG**
**Head**

Fully forged head is induction hardened 50-58 HRC and tempered for maximum strength and durability

Duly machined and polished faces are beveled to prevent chipping

**Handle**

Lightweight yet durable dual injection moulded fibreglass handle for controlled and balanced swing

Designed with a 25% wider neck, handles are covered with a polypropylene jacket for protection against overstrikes

TPR grip on handle absorbs shock and vibration and provides a non-slip grip

Handles securely attached to the hammer head using a tough epoxy adhesive ensuring that the head does not fly away even with rough use

**UTILITY**

- Tile & Drywall Demolition
- Setting brick & tile

**NEW!**

**B107.400- 2018**

**BS 876**  
For material, hardness & performance


**ORDERING INFORMATION**

CAT NR.	HEAD SIZE		OVERALL LENGTH		BOX QTY.
	(LBS)	(KG)	(INCH)	(MM)	
EHFG/2.5/14	2.5	1.14	14	350	8
EHFG/4/14	4	1.8	14	350	8

**WARNING**

Do not strike objects harder than 46 HRC. Striking items of a greater hardness is liable to cause fracture or chipping

**12**
**Blacksmith's/ Cross Pein Hammers  
Fibreglass Handle**
**BHFG**
**Head**

Fully forged head is induction hardened 50-58 HRC and tempered for maximum strength and durability

Duly machined and polished faces are beveled to prevent chipping

**Handle**

Lightweight yet durable dual injection moulded fibreglass handle for controlled and balanced swing

Designed with a 25% wider neck, handles are covered with a polypropylene jacket for protection against overstrikes

TPR grip on handle absorbs shock and vibration and provides a non-slip grip

Handles securely attached to the hammer head using a tough epoxy adhesive ensuring that the head does not fly away even with rough use

**UTILITY**

- Light metalworking & shaping jobs by -
- Metalworkers
  - Welders
  - Contractors
  - Tradesmen
  - Serious DIY'ers

**NEW!**

**B107.400- 2018**

**BS 876**  
For material, hardness & performance


**ORDERING INFORMATION**

CAT NR.	HEAD SIZE		OVERALL LENGTH		BOX QTY.
	(LBS)	(KG)	(INCH)	(MM)	
BHFG/2.5/14	2.5	1.14	14	350	8
BHFG/4/14	4	1.8	14	350	8

**WARNING**

Do not strike objects harder than 46 HRC. Striking items of a greater hardness is liable to cause fracture or chipping

Also known as a Nailing Hammer these are used in woodworking, prying & finishing jobs

#### Head

Hammer Head is forged from special steel & induction case hardened 50-58 HRC for extended life

Special bonding process ensures that the handle and head never get loose. Well shaped, curved claw is tapered for maximum grip & higher leverage when gripping a nail

#### Handle

Lightweight yet durable dual injection moulded fibreglass handle for controlled and balanced swing

Designed with a 25% wider neck, handles are covered with a polypropylene jacket for protection against overstrikes

TPR grip on handle absorbs shock and vibration and provides a non-slip grip

Handles securely attached to the hammer head using a tough epoxy adhesive ensuring that the head does not fly away even with rough use

#### UTILITY

- Pulling Out Nails
- Lifting Floorboards
- Carpentry Work

**NEW!**

**BS 876**  
For material, hardness & performance



#### ORDERING INFORMATION

CAT NR.	HEAD WEIGHT		OVERALL LENGTH		BOX QTY.
	(GMS)	(OZ)	(INCH)	(MM)	
CLFG/16/13	450	16	13	330	12

#### WARNING

Do not strike objects harder than 46 HRC. Striking items of a greater hardness is liable to cause fracture or chipping. Do not use a claw hammer for striking cold chisels or for pulling out masonry nails

Multi-purpose striking tool useful for striking surfaces that could get damaged by steel hammers

Chrome plated head with 2 screw-in replaceable heads. Tubular steel handle shifts the weight balance towards the head for extra power in each blow

#### Available with a choice of heads:

- Plastic Head**  
To lightly strike material without damaging or marring the surface. Used for piston cylinder assembly in engines, jewellery making etc
- Rubber Head**  
To deliver cushioned strike. Used in sheet metal & aluminium fabrication jobs, installation of wheel hub caps in automotive assembly & maintenance
- Brass Head**  
Used in denting & painting shops, fitting jobs without causing any damage to the work surface
- Copper Head**  
Provides a firm positive blow without any risk of marring the surface of highly finished expensive components



a. Plastic Head    b. Rubber Head    c. Brass Head    d. Copper Head

#### APPLICATION

- Light Engineering Jobs
- Injection Moulding
- Denting & Painting
- Assembly & Fitting in automotive workshops
- Jewellery Making



#### ORDERING INFORMATION

CAT NR.	DESCRIPTION	BOX QTY.
HMR/SF/25	Mallet with plastic & rubber head	8
KIT/HMR/SF/4ST	Mallet with plastic & rubber head fitted, copper & brass head as spares	8
SPARE HEADS		
HD/PR/HMR/25	Red plastic head	10
HD/PB/HMR/25	Black rubber head	10
HD/BR/HMR/25	Brass head	10
HD/CU/HMR/25	Copper head	10

# IMPACT & RATCHET WRENCHES

## MECHANISMS



### ROCKING DOG MECHANISM

Ideal for optimum power transmission and constant torque output

### JUMBO HAMMER MECHANISM

Simplest technology which produces high torque instantly for tough applications

### TWIN HAMMER MECHANISM

Balanced & powerful mechanism comprising of two fully forged hammers that work alternatively. With lower air consumption & low reaction force the system builds up torque smoothly, to its maximum level

### IMPROVED TWIN HAMMER MECHANISM

Designed for higher torque & durability. Strong reinforced hammer frame can take higher impact for a longer time. Larger anvil provides a large contact area. Gives 25% more torque compared to twin hammer & enhances tool life by upto 3 times

### PIN-LESS CLUTCH MECHANISM

High torque output with excellent power to weight ratio & fast run down for less frequent high torque applications

## AIR EXHAUST



### FRONT EXHAUST

Air is blown forward towards the working area. This is normally found in the simpler design models

### REAR EXHAUST

This is the most popular design. Air is discharged down the handle and blown away from the working area

### SIDE EXHAUST

The air is discharged from the side of the tool

### 360° EXHAUST

Air can be blown in any desired direction by rotating the exhaust disk

## HANDLE TYPE



### PISTOL TYPE



### STRAIGHT D-HANDLE TYPE

15

## 3/8" Impact Wrench

IPW-200 SERIES

### IPW - 201





CE

### IPW - 202



Forward reverse control






CE

CONSTRUCTION	Aluminium	Composite
GRIP	-	TPR Grip
MECHANISM	Jumbo Hammer	Twin Hammer
MAX. TORQUE *@15SEC	360 Nm	745 Nm
FREE SPEED	10,000 RPM	13,500 RPM
EXHAUST	Rear Exhaust	Rear Exhaust
AIR INLET SIZE	1/4"	1/4"
AIR HOSE I.D.	3/8"	3/8"
AVG. AIR CONSUMPTION	71 LPM (2.5 CFM)	167 LPM (5.9 CFM)
MAX. NUT CAPACITY	M11	M14
NET WT.	1.35 KG	1.23 KG
OVERALL LENGTH	5-1/2" (140mm)	6" (152mm)
APPLICATION	<ul style="list-style-type: none"> <li>Tyre services &amp; wheel alignment</li> <li>Repair of white goods (fans, washing machines etc.)</li> </ul>	<ul style="list-style-type: none"> <li>General Repair, transmission work, exhaust system and body shop for 2 &amp; 3 wheelers</li> <li>Repair of white goods (fans, washing machines etc.)</li> </ul>
USAGE INTENSITY	INTENSIVE	INTENSIVE
SPEED CONTROL	 5 speed position control	 4 speed positive control, full Power in reverse

### ORDERING INFORMATION

CAT NR.	BOX QTY.
IPW/201	12
IPW/202	6



	IPW - 301	IPW - 302	IPW - 304	IPW - 305	IPW - 306
CONSTRUCTION	Aluminium	Aluminium	Composite	Composite	Composite
GRIP	-	-	TPR Grip	-	TPR Grip
MECHANISM	Twin Hammer	Rocking Dog	Twin Hammer	Twin Hammer	Twin Hammer
MAX. TORQUE *@15SEC	<b>1223 Nm</b>	<b>500 Nm</b>	<b>1492 Nm</b>	<b>1356 Nm</b>	<b>1200 Nm</b>
FREE SPEED	8,000 RPM	7,000 RPM	8,500 RPM	6,000 RPM	7,500 RPM
EXHAUST	Front Exhaust	Front Exhaust	Rear Exhaust	Rear Exhaust	Rear Exhaust
AIR INLET SIZE	1/4"	1/4"	1/4"	1/4"	1/4"
AIR HOSE I.D.	3/8"	3/8"	3/8"	3/8"	3/8"
AVG. AIR CONSUMPTION	113 LPM (4 CFM)	141 LPM (5 CFM)	190 LPM (6.7 CFM)	207 LPM (7.3 CFM)	184 LPM (6.5 CFM)
MAX. NUT CAPACITY	M16	M14	M19	M22	M16
NET WT.	<b>2.56 KG</b>	<b>2 KG</b>	<b>1.9 KG</b>	<b>2.3 KG</b>	<b>2.1 KG</b>
OVERALL LENGTH	6.7" (171mm)	7" (180mm)	7.2" (185mm)	7.5" (190mm)	7.2" (185mm)
APPLICATION	<ul style="list-style-type: none"> <li>Maintenance &amp; repair of Passenger Vehicles</li> <li>Railways</li> <li>Gear Units &amp; Gear Boxes</li> <li>Printing Press Machines</li> <li>Assembly line of white goods (Fans, washing machines etc.)</li> </ul>	<ul style="list-style-type: none"> <li>Ideal for use in 2 wheeler industry for repairs such as tyre-changing and maintenance applications</li> </ul>	<ul style="list-style-type: none"> <li>General automotive repair &amp; service center for passenger vehicles</li> <li>MRO jobs in railways</li> <li>Repair &amp; maintenance of gear units &amp; boxes</li> <li>Repair &amp; maintenance of printing press machines</li> </ul>	<ul style="list-style-type: none"> <li>General automotive repair &amp; service center for passenger vehicles</li> <li>MRO jobs in railways</li> <li>Repair &amp; maintenance of gear units &amp; boxes</li> <li>Repair &amp; maintenance of printing press machines</li> </ul>	<ul style="list-style-type: none"> <li>Four-wheeler workshops for general automotive repair &amp; service centers for passenger vehicles</li> <li>Gear units and printing press machines for repair &amp; maintenance</li> </ul>
USAGE INTENSITY	INTENSIVE	OCCASIONAL	INTENSIVE	MEDIUM	OCCASIONAL
SPEED CONTROL	 <p>6 speed position control</p>	 <p>4 speed position control</p>	 <p>4 speed positive control, full power in reverse</p>	 <p>3 speed position control, full power in reverse</p>	 <p>3 speed position control Full Power in reverse</p>

ORDERING INFORMATION

CAT NR.	BOX QTY.
IPW/301	6
IPW/302	6
IPW/304	6
IPW/305	6
IPW/306	6



**17**
**1/2" Angle Impact Wrench**
**IPW-300 SERIES**


Special stubby style wrench with long handle ideal for use in confined spaces

Reduced vibrations(50%) & increased torque (20%) compared to other geared angle impact wrenches



360° Swivelling Exhaust

**IPW - 307**




CONSTRUCTION	Aluminium
GRIP	-
MECHANISM	Jumbo Hammer
MAX. TORQUE *@15SEC	<b>678 Nm</b>
FREE SPEED	6,500 Rpm
EXHAUST	360° Swivelling Exhaust
AIR INLET SIZE	1/4"
AIR HOSE I.D.	3/8"
AVG. AIR CONSUMPTION	119 LPM (4.2 CFM)
MAX. NUT CAPACITY	M16
NET WT.	<b>1.4 KG</b>
OVERALL LENGTH	9.76" (248mm)
APPLICATION	<ul style="list-style-type: none"> <li>• General Automotive Repair &amp; Service Center For Passenger Vehicles</li> <li>• MRO Jobs In Railways</li> <li>• Repair &amp; Maintenance Of Gear Units &amp; Boxes</li> <li>• Repair &amp; Maintenance Of Printing Press Machines</li> </ul>
USAGE INTENSITY	INTENSIVE
SPEED CONTROL	 3 speed position control, full power in reverse positive

**ORDERING INFORMATION**

CAT NR.	BOX QTY.
IPW/307	6

**18**
**3/4" Impact Wrench**
**IPW-400 SERIES**
**IPW - 401**

**IPW - 402**


CONSTRUCTION	Aluminium	Composite
GRIP	-	-
MECHANISM	Improved Twin Hammer	Improved Twin Hammer
MAX. TORQUE *@15SEC	<b>2522 Nm</b>	<b>2305 Nm</b>
FREE SPEED	6,700 RPM	6,000 RPM
EXHAUST	Rear Exhaust	Rear Exhaust
AIR INLET SIZE	1/4"	3/8"
AIR HOSE I.D.	3/8"	1/2"
AVG. AIR CONSUMPTION	198 LPM (7 CFM)	207 LPM (7.3 CFM)
MAX. NUT CAPACITY	M24	M26
NET WT.	<b>4.75 KG</b>	<b>4.19 KG</b>
OVERALL LENGTH	9.2" (235mm)	8.7" (222mm)
APPLICATION	<ul style="list-style-type: none"> <li>• MRO jobs in oil &amp; gas industry</li> <li>• MRO jobs in paper processing plants</li> </ul>	<ul style="list-style-type: none"> <li>• MRO jobs in oil &amp; gas industry</li> <li>• MRO jobs in paper processing plant</li> </ul>
USAGE INTENSITY	INTENSIVE	MEDIUM
SPEED CONTROL	 3 speed positive control, full power in reverse	 3 speed position control, full power in reverse

**ORDERING INFORMATION**

CAT NR.	BOX QTY.
IPW/401	4
IPW/402	4

**19**
**1" Impact Wrench  
D-Handle**
**IPW-500 SERIES**
**IPW - 501**


6" (150 mm) Anvil

**IPW - 502**


9" (229 mm)

CE


CONSTRUCTION	Aluminium	Aluminium
GRIP	-	-
MECHANISM	Pin-less Clutch	Twin Hammer
MAX. TORQUE *@15SEC	<b>2522 Nm</b>	<b>2400 Nm</b>
FREE SPEED	4,000 RPM	3,500 RPM
EXHAUST	Side Exhaust	Side Exhaust
AIR INLET SIZE	3/8"	1/2"
AIR HOSE I.D.	1/2"	1/2"
AVG. AIR CONSUMPTION	238 LPM (8.4 CFM)	247 LPM (8.7 CFM)
MAX. NUT CAPACITY	M38	M32
NET WT.	<b>12.06 KG</b>	<b>11 KG</b>
OVERALL LENGTH	20.3" (515mm)	23.2" (590mm)
APPLICATION	<ul style="list-style-type: none"> <li>Truck garages, construction &amp; mining equipment where huge impact power is required</li> <li>Erection &amp; commissioning of heavy equipment in power plants, sugar mill, cement plants &amp; steel mills</li> <li>MRO jobs in shipping Wards</li> <li>Routine maintenance of wind mills</li> </ul>	<ul style="list-style-type: none"> <li>Truck garages, construction &amp; mining equipment where huge impact power is required</li> <li>Erection &amp; commissioning of heavy equipment in power plants, sugar mill, cement plants &amp; steel mills</li> <li>MRO jobs in shipping Wards</li> <li>Routine maintenance of wind mills</li> </ul>
USAGE INTENSITY	<b>INTENSIVE</b>	<b>OCCASIONAL</b>
SPEED CONTROL	 3 speed position control	 3 speed position control

**ORDERING INFORMATION**

CAT NR.	BOX QTY.
IPW/501	1
IPW/502	1

**20**
**1" Impact Wrench**
**IPW-500 SERIES**
**IPW - 503**


CE

CONSTRUCTION	Composite
GRIP	-
MECHANISM	Improved Twin Hammer
MAX. TORQUE *@15SEC	<b>2305 Nm</b>
FREE SPEED	6,000 RPM
EXHAUST	Rear Exhaust
AIR INLET SIZE	3/8"
AIR HOSE I.D.	1/2"
AVG. AIR CONSUMPTION	207 LPM (7.3 CFM)
MAX. NUT CAPACITY	M26
NET WT.	<b>4.24 KG</b>
OVERALL LENGTH	8.7" (222mm)
APPLICATION	<ul style="list-style-type: none"> <li>Truck garages, construction &amp; mining equipment where large impact power is required</li> <li>Erection &amp; commissioning of heavy equipment in power plants, sugar mill, cement plants &amp; steel mills</li> <li>MRO jobs in shipping wards</li> <li>Routine maintenance of wind mills</li> </ul>
USAGE INTENSITY	<b>MEDIUM</b>
SPEED CONTROL	 3 speed position control, full power in reverse

**ORDERING INFORMATION**

CAT NR.	BOX QTY.
IPW/503	1

**21**

## 3/8" Ratchet Wrenches

RTW

Robust &amp; durable aluminium housing

Chrome Molybdenum anvil guarantees high performance in the toughest applications

Optimized gear ratio and air flow for reliable performance

Easy to use forward/reverse control

Throttle lever design for easy speed control

Excellent for body shop repair jobs and light duty work under the dashboard

**SPECIFICATIONS**

*MAX TORQUE <sup>1</sup> @15 SEC	68 Nm
FREE SPEED	150 RPM
AVR. AIR CONSUMPTION	170 LPM (6 CFM)
AIR INLET SIZE	1/4"
AIR HOSE I.D.	3/8"
NET WEIGHT	1.17 KG
NUT CAPACITY (MAX)	M6
USAGE INTENSITY	INTENSIVE


**ORDERING INFORMATION**

CAT NR.	DRIVE	OVERALL LENGTH		BOX QTY.
	(INCH)	(INCH)	(MM)	
RTW/3-8/STD	3/8	10.5	267	15

**22**

## 1/2" Ratchet Wrenches

Robust &amp; durable aluminium housing

Chrome Molybdenum anvil guarantees high performance in the toughest applications

Optimized gear ratio and air flow for reliable performance

Easy to use forward/reverse control

Throttle lever design for easy speed control

Excellent for body shop repair jobs and light duty work under the dashboard

**SPECIFICATIONS**

*MAX TORQUE <sup>1</sup> @15 SEC	68 Nm
FREE SPEED	150 RPM
AVR. AIR CONSUMPTION	170 LPM (6 CFM)
AIR INLET SIZE	1/4"
AIR HOSE I.D.	3/8"
NET WEIGHT	1.17 KG
NUT CAPACITY (MAX)	M6
USAGE INTENSITY	INTENSIVE


**ORDERING INFORMATION**

CAT NR.	DRIVE	OVERALL LENGTH		BOX QTY.
	(INCH)	(INCH)	(MM)	
RTW/1-2/STD	1/2	10.5	267	15

**23**

## Nylon Tool Bags

NTB-1

NTB-2

NTB-3

NTB-4

Durable, high quality water and abrasion resistant denier polyester tool bags. Double layered construction for enhanced durability

**Tool Bags**

Wide opening for easy access to contents

Easy pull heavy duty zipper

Handle stitching area reinforced for maximum durability

Rigid and waterproof base with TPR knobs to prevent damage from floor

Shoulder strap with cushioned rubber reinforcement on shoulder level

**Back Pack**

Multiple pockets and division for organized tooling

Safe and secure laptop and A4 document compartment

Cushioned shoulder straps for ergonomic and convenient carriage

Dual zipper closure enables opening from both ends

**TOOL BAGS**

**NTB-3**  
Medium

**NTB-1**  
Large

**NTB-2**  
X-Large


Tools not included

**BACK PACK**

**NTB-4**
**ORDERING INFORMATION**

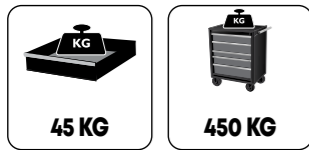
CAT NR.	LOAD CAPACITY		DIMENSIONS		SIZE	BOX QTY.
	(KG)	(LBS)	(INCH)	(MM)		
NTB/1	30	66	16.5 × 10.2 × 11.8	420 × 260 × 300	Large	1
NTB/2	60	132	17.9 × 11.0 × 11.8	455 × 280 × 300	X-Large	1
NTB/3	10	22	12 × 9 × 5.5	300 × 225 × 140	Medium	1
NTB/4	-	-	19.2 × 13.7 × 16.9	490 × 350 × 430	-	1

## 24 Portable Workstations

MTB-12

MTB-7

MTB-50



Manufactured from heavy gauge steel sheet

Rugged double wall construction for enhanced durability

Corrosion resistant powder coated finish

Drawers with ball bearing slides for 100% opening

All drawers lined with 2mm vinyl sheet

Integrated centralised locking system to lock/unlock all drawers in a single operations

4 heavy duty castors - 5" x 2" (125 x 50 mm). Rear castors with brakes for safety

Ergonomic handle for ease of movement



**MTB-12**  
12 Drawer Portable Workstation

DRAWER	WIDTH		DEPTH		HEIGHT		NO. OF DRAWERS
	(INCH)	(MM)	(INCH)	(MM)	(INCH)	(MM)	
A	36-5/8	928	15-1/8	385	4-3/8	112	1
B	22-3/8	568	15-1/8	385	2-7/8	74	5
C	22-3/8	568	15-1/8	385	6	153	1
D	11-5/8	297	15-1/8	385	2-7/8	74	4
E	11-5/8	297	15-1/8	385	9-1/8	232	1



**MTB-7**  
7 Drawer Portable Workstation

DRAWER	WIDTH		DEPTH		HEIGHT		NO. OF DRAWERS
	(INCH)	(MM)	(INCH)	(MM)	(INCH)	(MM)	
A	22-3/8	568	15-1/8	391	2-5/8	62	5
B	22-3/8	568	15-1/8	391	5-3/8	137	2

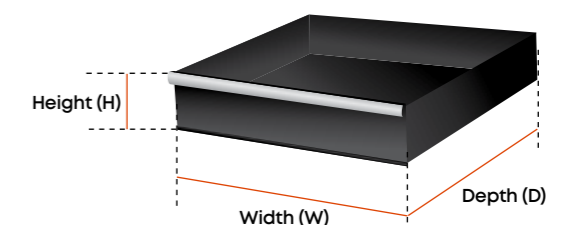



**MTB-50**  
5 Drawer Portable Workstation

DRAWER	WIDTH		DEPTH		HEIGHT		NO. OF DRAWERS
	(INCH)	(MM)	(INCH)	(MM)	(INCH)	(MM)	
A	23-1/4	590	18-1/8	460	3	75	3
B	23-1/4	590	18-1/8	460	6	154	2

### ORDERING INFORMATION

CAT NR.	DIMENSION (WxDxH)		BOX QTY.
	(INCH)	(MM)	
MTB/12A/WD	42 x 18 x 39	1067 x 457 x 985	1
MTB/7A	27 x 18 x 39	686 x 457 x 985	1
MTB/50	32-3/4 x 27 x 18-1/4	833 x 686 x 464	1



25

## Universal Tool Kit 154 Piece


154 Piece Automotive Tool Kit comes in a 7 Drawer Portable Workstation (MTB/7)




A versatile set with an organized layout, makes it convenient to find tools

Ideal for maintenance and service work on automobiles



Tools supplied with trolley

	QTY.	CONTENT OF TOOL TROLLEY	SIZE	IMAGE
TRAY 1	7 pcs	1/4" Hex Bit Sockets	3, 4, 5, 6, 7, 8, 10 mm	
	13 pcs	1/4" Hex Sockets	4, 4.5, 5, 5.5, 6, 7, 8, 9, 10, 11, 12, 13, 14 mm	
	3 pcs	1/4" Slotted Bit Sockets	4, 5.5, 7 mm	
	3 pcs	1/4" Phillips Bit Sockets	PH1, PH2, PH3	
	8 pcs	1/4" Torx Bit Sockets	T8, T10, T15, T20, T25, T27, T30, T40	
	9 pcs	1/4" Hex Sockets Deep	5, 6, 7, 8, 9, 10, 11, 12, 13 mm	
	1 pc	1/4" Ratchet Handle		
	3 pcs	1/4" Pozi Bit Sockets	PZ1, PZ2, PZ3	
	3 pcs	1/4" Extension Bar	50, 100, 150 mm	
	1 pc	1/4" Universal Joint		
	1 pc	Spinner Handle	1/4"	
	1 pc	Sliding T Bar	1/4"	
	22 pcs	1/2" Hex Sockets	8, 9, 10, 11, 12, 13, 14, 15, 16, 17, 18, 19, 20, 21, 22, 23, 24, 25, 26, 27, 30, 32 mm	
	1 pc	Sliding T Bar	1/2"	
	2 pcs	1/2" Spark Plug Socket	16, 21 mm	
	1 pc	1/2" Ratchet handle		
	1 pc	1/2" Power Bar	375 mm	
	2 pcs	1/2" Extension Bar	125, 250 mm	
	1 pc	Ratcheting Torque Wrench	40-200 Nm	
	1 pc	1/2" Universal Joint		

	QTY.	CONTENT OF TOOL TROLLEY	SIZE	IMAGE
TRAY 2	1 pc	Combination Plier	200 mm	
	1 pc	Diagonal Cutting Plier	200 mm	
	1 pc	Long Nose Plier	200 mm	
	1 pc	Water Pump Plier	250 mm	
	1 pc	Circlip Plier - Internal Straight	175 mm	
	1 pc	Circlip Plier - Internal Bent	175 mm	
	1 pc	Circlip Plier - External Straight	175 mm	
	1 pc	Circlip Plier - External Bent	175 mm	
	1 pc	Adjustable Wrench	375 mm	
1 pc	Locking Plier	250 mm		
TRAY 3	5 pcs	Offset Ratcheting Ring Spanners	6 x 8, 10 x 11, 13 x 14, 15 x 17, 19 x 21 mm	
	25 pcs	Offset Combination Spanners	6, 7, 8, 9, 10, 11, 12, 13, 14, 15, 16, 17, 18, 19, 20, 21, 22, 23, 24, 25, 26, 27, 28, 29, 30 mm	
TRAY 4	7 pcs	Flat Screwdriver	3 x 75, 4 x 100, 4 x 100, 6.5 x 38, 6.5 x 100, 6.5 x 150, 8.0 x 150 mm	
	4 pcs	Phillips Screwdriver	PH1 x 75, PH2 x 100, PH2 x 38, PH3 x 150	
	Set of 8 pcs	Tamper Torx Star Keys	T9, T10, T15, T20, T25, T27, T30, T40	
	1 pc	LED Flashlight	Extends from 17-55 cm, with Telescopic Magnetic Pick-Up	
	Set of 9 pcs	Hex Key Set with Ball End - Extra Long - Metric	1.5, 2, 2.5, 3, 4, 5, 6, 8, 10 mm	

### ORDERING INFORMATION

CAT NR.	BOX QTY.
MTB/7/154/AU	1

**26**

**Automotive Tools Kit  
84 Piece**

84 Piece Automotive Tool Kit comes in a 7 Drawer Portable Workstation (MTB/7)

A versatile set with an organized layout, makes it convenient to find tools

Ideal for maintenance and service work on automobiles



Tools supplied with trolley

	QTY.	CONTENT OF TOOL TROLLEY	SIZE	IMAGE
TRAY 1	17 pcs	1/2" Hex Sockets	8, 10, 11, 12, 13, 14, 15, 16, 17, 18, 19, 21, 22, 24, 27, 30, 32 mm	
	5 pcs	1/2" Hex Sockets Deep	10, 14, 17, 19, 22 mm	
	1 pc	Ratchet handle	1/2"	
	1 pc	Sliding T Bar	1/2"	
	1 pc	L Handle	1/2"	
	1 pc	Universal Joint	1/2"	
	2 pcs	1/2" Extension Bar	5", 10"	
	2 pcs	1/2" Spark Plug Socket	16, 21 mm	
	2 pcs	Adaptors	1/2 F x 3/4 M, 1/2 F x 3/8 M	
	1 pc	Combination Plier	200 mm	
	1 pc	Diagonal Cutting Plier	175 mm	
	1 pc	Long Nose Plier	175 mm	
	1 pc	Circlip Plier - Internal Straight	150 mm	
	1 pc	Circlip Plier - Internal Bent	150 mm	
	1 pc	Circlip Plier - External Straight	150 mm	
	1 pc	Circlip Plier - External Bent	150 mm	
	Set of 9 pcs	Hex Key Set with Ball End - Extra Long - Metric	1.5, 2.0, 2.5, 3.0, 4.0, 5.0, 6.0, 8.0, 10.0 mm	
1 pc	20 leaf - Feeler Gauge	Blade Length: 150 mm		

	QTY.	CONTENT OF TOOL TROLLEY	SIZE	IMAGE
TRAY 2	4 pcs	Pin Punch Set	1/16", 1/8", 3/16" & 5/32"	
	1 pc	Ball Pein Hammer	Head Weight: 24 oz., Handle Length: 14"	
	1 pc	Plastic Mallet	Head Dia: 25mm	
	1 pc	Chisels	Blade Width: 1" (25 mm), Overall Length: 10" (250 mm)	
	1 pc	Cat Bar	16" (400 mm)	
	1 pc	Hacksaw Frame	12" with Bi-Metal Blade	
	1 pc	Adjustable Wrench	10" (250 mm)	
	1 pc	Water Pump Plier	10" (250 mm)	
	1 pc	Locking Plier	10" (250 mm)	
	TRAY 3	12 pcs	Double Open End Spanner Set	
12 pcs		Ring Spanner Set	6 x 7, 8 x 9, 10 x 11, 12 x 13, 14 x 15, 16 x 17, 18 x 19, 20 x 22, 21 x 23, 24 x 27, 25 x 28, 30 x 32 mm	
1 pc		Penetrating Rust Solvent Spray - GO 10	400 gms	
1 pc		Retra Knife	KNV/R/6	
2 pc		Flat Screwdriver	6.5 x 100, 8 x 150 mm	
2 pc		Phillips Screwdriver	PH 1 x 75, PH 2 x 100	

**ORDERING INFORMATION**

CAT NR.	IDEAL FOR	BOX QTY.
MTB/7/84/AU	4 wheeler workshops	1

## 27 Tool Assortments

KIT-MOD

### INSTANT ACCESS TO TOOLS!

GROZ offers two coloured modular system of foam tool kits designed for ultimate safety and efficiency

A solution for each usage: DIY, automotive repair, industrial maintenance etc.

Ultimate Safety  
No more looking around the drawer and risking injury

Separate space for each tool prevents them for lying around here and there

No Loss  
Tools can be located immediately and replaced at the appropriate position after use ensuring no loss

Compatible with GROZ Portable Workstations, Tool Cart & Tool Chest

Tool assortments available in 3 modular sizes:



**SERIES A  
FULL SIZE**



**SERIES B  
2/3 SIZE**



**SERIES C  
1/3 SIZE**

	WIDTH		DEPTH		HEIGHT		MODULE SIZE
	(INCH)	(MM)	(INCH)	(MM)	(INCH)	(MM)	
Series A	22-1/4	565	15-5/32	385	1-3/16	30	Full Size
Series B	15	380	15-5/32	385	1-3/16	30	2/3 Size
Series C	7-9/32	185	15-5/32	385	1-3/16	30	1/3 Size

\*Applicable for standard trolley drawer size (internal) of 568 x 391 mm

### Choose your option:



Option of fitting  
3 pcs of Series C Modular Kits

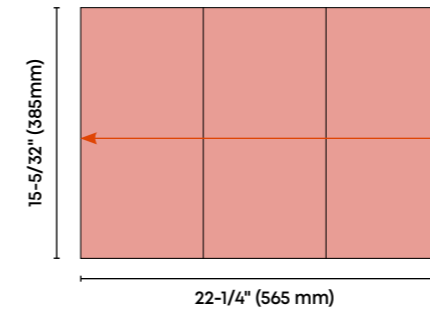


Option of fitting  
1 pc of Series B Modular Kit &  
1 pc of Series C Modular Kit



Option of fitting  
1 pc of Series A Modular Kit

### SERIES A - Full Size



QTY.	CONTENT OF TRAY	SIZE	IMAGE
<b>CAT NR. KIT/MOD/11A BOX QTY. 1</b>			
1 pc	Cat Bar	16"	
1 pc	Chisel	Blade Width: 1" (25 mm), Overall Length: 10" (250 mm)	
1 pc	Ball Pein Indestructible Handle Hammer	Head Weight: 24 oz. Handle Length: 14"	
1 pc	Double Face Plastic Mallet	25 mm	
4 pcs	Pin Punch Set	1.5, 3, 4, 5 mm	
1 pc	Retra Knife		
1 pc	Hacksaw Frame	12" with Bi-metal Blade	
10 pcs	Bi-Metal Hacksaw Blade 8% Cobalt - HSS	12"	
<b>CAT NR. KIT/MOD/13A BOX QTY. 1</b>			
26 pcs	Deep Offset Combination Spanners	6, 7, 8, 9, 10, 11, 12, 13, 14, 15, 16, 17, 18, 19, 20, 21, 22, 23, 24, 25, 26, 27, 28, 29, 30, 32 mm	
<b>CAT NR. KIT/MOD/15A BOX QTY. 1</b>			
1 pc	Adjustable Wrench	15"	
Set of 8 pcs	Tamper Torx Star Keys	T9, T10, T15, T20, T25, T27, T30, T40	
Set of 9 pcs	Hex Keys with Ball End - Extra Long - Metric	1.5, 2.0, 2.5, 3.0, 4.0, 5.0, 6.0, 8.0, 10 mm	
1 pc	LED Flashlight with Telescopic Magnetic Pick Up		
1 pc	Professional Ratcheting Torque Wrench	Drive: 1/2"; Torque Range: 40-200 Nm	
<b>CAT NR. KIT/MOD/19A BOX QTY. 1</b>			
12 pcs	Ring Spanner Set	6 x 7, 8 x 9, 10 x 11, 12 x 13, 14 x 15, 16 x 17, 18 x 19, 20 x 22, 21 x 23, 24 x 27, 25 x 28, 30 x 32 mm	

CAT NR. KIT/MOD/35A BOX QTY. 1		
1 pc	1/2" Slim Line Ratchet Handle	
5 pcs	1/2" Hex Sockets - Deep	10, 14, 17, 19, 21 mm
6 pcs	1/2" Spline Bit Socket	55 mm length: M6, M8, M10; 100 mm length: M8, M10, M12
9 pcs	1/2" Torx Bit Socket	T20, T25, T27, T30, T40, T45, T50, T55, T60
8 pcs	1/2" Hex Bit Socket	5, 6, 7, 8, 10, 12, 14, 17 mm
1 pc	Professional Ratcheting Torque Wrench	Drive: 1/2"; Torque Range: 40-200 Nm



CAT NR. KIT/MOD/37A BOX QTY. 1		
22 pcs	1/2" Hex Sockets	8, 9, 10, 11, 12, 13, 14, 15, 16, 17, 18, 19, 20, 21, 22, 23, 24, 25, 26, 27, 30, 32 mm
21 pcs	1/2" Hex Sockets - Deep	10, 11, 12, 13, 14, 15, 16, 17, 18, 19, 20, 21, 22, 23, 24, 26, 27, 28, 29, 30, 32 mm
1 pc	1/2" Sliding T Handle	
1 pc	Professional Ratcheting Torque Wrench	Drive: 1/2", Torque Range: 40-200 Nm
1 pc	1/2" Universal Joint	
2 pcs	1/2" Spark Plug Sockets	16 mm & 21 mm
1 pc	1/2" Slim Line Ratchet Handle	
2 pcs	1/2" Extension Bars	5" & 10"
2 pcs	Socket Adaptors	1/2 F x 3/4 M, 1/2 F x 3/8 M



CAT NR. KIT/MOD/40A BOX QTY. 1		
1 pc	Side Cutting Plier	7" (175 mm)
1 pc	Long nose Plier	7" (175 mm)
1 pc	Combination Plier	8" (200 mm)
1 pc	Water Pump Plier	10" (250 mm)
6 pcs	Flat Screwdrivers - Hex Shank	3 x 75, 4 x 100, 6.5 x 100, 6.5 x 150, 6.5 x 38, 8 x 150
4 pcs	Phillips Screwdrivers - Hex Shank	PH1 x 75, PH2 x 100, PH2 x 38, PH3 x 150



CAT NR. KIT/MOD/41A BOX QTY. 1		
22 pcs	1/2" Hex Sockets	8, 9, 10, 11, 12, 13, 14, 15, 16, 17, 18, 19, 20, 21, 22, 23, 24, 25, 26, 27, 30, 32 mm
1 pc	1/2" Slim Line Ratchet Handle	
1 pc	1/2" Sliding T Handle	
2 pcs	1/2" Extension Bars	5" & 10"
1 pc	1/2" Universal Joint	
21 pcs	1/2" Hex Sockets - Deep	10, 11, 12, 13, 14, 15, 16, 17, 18, 19, 20, 21, 22, 23, 24, 26, 27, 28, 29, 30, 32 mm
6 pcs	1/2" Spline Bit Sockets	55 mm length: M6, M8, M10; 100 mm length: M8, M10, M12
9 pcs	1/2" Torx Bit Sockets	T20, T25, T27, T30, T40, T45, T50, T55, T60
8 pcs	1/2" Hex Bit Sockets	5, 6, 7, 8, 10, 12, 14, 17 mm



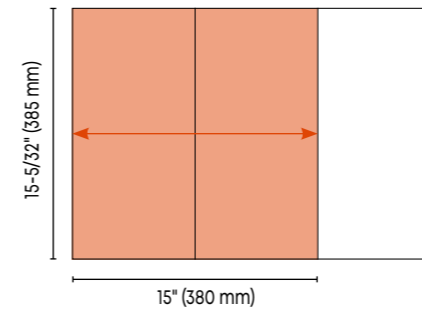
CAT NR. KIT/MOD/42A BOX QTY. 1		
1 pc	Water Pump Plier	10" (250 mm)
1 pc	Side Cutting Plier	7" (175 mm)
1 pc	Long Nose Plier	7" (175 mm)
1 pc	Combination Plier	8" (200 mm)
1 pc	Self Locking Plier	10" (250 mm)
1 pc	Circlip Plier - Bent External	7" (175 mm)
1 pc	Circlip Plier - Bent Internal	7" (175 mm)
1 pc	Circlip Plier - Straight External	7" (175 mm)
1 pc	Circlip Plier - Straight Internal	7" (175 mm)
1 pc	End Nipper	6" (150 mm)
1 pc	Retra Knife	



CAT NR. KIT/MOD/45A BOX QTY. 1		
4 pcs	Pin Punch Round Shank 4" (100 mm)	1/16, 1/8, 5/32, 3/16
1 pc	Adjustable Wrench	10" (250 mm)
1 pc	Water Pump Plier	10" (250 mm)
1 pc	Self Locking Plier	10" (250 mm)
1 pc	Double Face Mallet	25 mm
1 pc	Ball Pein Hammer	Head Weight: 24 oz., Handle Length: 14"
1 pc	Cold Chisel	Blade Width - 1"(25 mm), Overall Length - 10"(250 mm)
1 pc	Cat Bar	16"
1 pc	Hacksaw Frame	12" with Bi-metal Blade
1 pc	Retra Knife	



### SERIES B - 2/3 Size



CAT NR. KIT/MOD/1B BOX QTY. 1		
22 pcs	1/2" Hex Sockets	8, 9, 10, 11, 12, 13, 14, 15, 16, 17, 18, 19, 20, 21, 22, 23, 24, 25, 26, 27, 30, 32 mm
1 pc	1/2" Sliding T Bar	
2 pcs	1/2" Spark Plug Sockets	16 mm & 21 mm
1 pc	1/2" Slim Line Ratchet Handle	
2 pcs	1/2" Extension Bars	5" & 10"
1 pc	1/2" Universal Joint	
2 pcs	Socket Adaptors	1/2 F x 3/4 M, 1/2 F x 3/8 M
1 pc	1/2" Flex Handle / Power Bar	



CAT NR. KIT/MOD/9B BOX QTY. 1		
6 pcs	Flat Screwdrivers - Round Shank	3 x 75, 4 x 100, 6.5 x 100, 6.5 x 150, 6.5 x 38, 8 x 150
4 pcs	Phillips Screwdrivers - Round Shank	PH1 x 75, PH2 x 100, PH2 x 38, PH3 x 150



CAT NR. KIT/MOD/14B BOX QTY. 1		
Set of 9 pcs	Hex Keys with Ball End - Extra Long - Metric	1.5, 2.0, 2.5, 3.0, 4.0, 5.0, 6.0, 8.0, 10 mm
12 pcs	Double Open Ended Spanners	6 x 7, 8 x 9, 10 x 11, 12 x 13, 14 x 15, 16 x 17, 18 x 19, 20 x 22, 21 x 23, 24 x 27, 25 x 28, 30 x 32 mm
5 pcs	Pin Punches - Heavy Duty	2.5, 3, 4, 5, 6 mm
1 pc	Center Punch	6 mm





CAT NR. KIT/MOD/16B BOX QTY. 1		
19 pcs	Deep Offset Combination Spanners	6, 7, 8, 9, 10, 11, 12, 13, 14, 15, 16, 17, 18, 19, 20, 21, 22, 23, 24 mm



CAT NR. KIT/MOD/25B BOX QTY. 1		
19 pcs	Deep Offset Combination Spanners	6, 7, 8, 9, 10, 11, 12, 13, 14, 15, 16, 17, 18, 19, 20, 21, 22, 23, 24 mm
1 pc	Self Locking Plier	10" (250 mm)
Set of 7 pcs	Hex Keys With Ball End - Long - Metric	2.5, 3, 4, 5, 6, 8, 10 mm



CAT NR. KIT/MOD/34B BOX QTY. 1		
1 pc	Side Cutting Plier	7" (175 mm)
1 pc	Long Nose Plier	8" (200 mm)
1 pc	Combination Plier	8" (200 mm)
1 pc	Water Pump Plier	10" (250 mm)



CAT NR. KIT/MOD/36B BOX QTY. 1		
21 pcs	1/2" Hex Sockets - Deep	10, 11, 12, 13, 14, 15, 16, 17, 18, 19, 20, 21, 22, 23, 24, 26, 27, 28, 29, 30, 32 mm
1 pc	1/2" Slim Line Ratchet Handle	



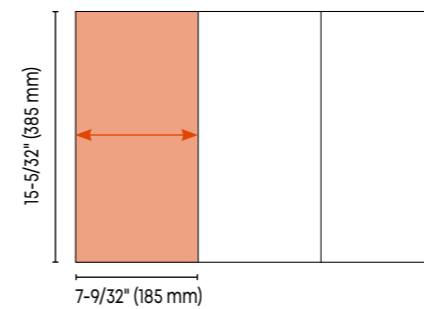
CAT NR. KIT/MOD/38B BOX QTY. 1		
13 pcs	1/4" Hex Sockets	4, 4.5, 5, 5.5, 6, 7, 8, 9, 10, 11, 12, 13, 14 mm
7 pcs	1/4" Hex Bit Sockets	3, 4, 5, 6, 7, 8, 10 mm
3 pcs	1/4" Slotted Bit Sockets	4, 5.5, 7 mm
3 pcs	1/4" Philips bit Sockets	PH1, PH2, PH3
3 pcs	1/4" Pozi bit Sockets	PZ1, PZ2, PZ3
8 pcs	1/4" Torx Bit Sockets	T8, T10, T15, T20, T25, T27, T30, T40
1 pc	1/4" Slim Line Ratchet Handle	
2 pcs	1/4" Extension Bars	2" & 4"
1 pc	1/4" Spinner Handle	
1 pc	1/4" Sliding T Bar	
1 pc	1/4" Universal Joint	
22 pcs	1/2" Hex Sockets	8, 9, 10, 11, 12, 13, 14, 15, 16, 17, 18, 19, 20, 21, 22, 23, 24, 25, 26, 27, 30, 32 mm
1 pc	1/2" Slim Line Ratchet Handle	
2 pcs	1/2" Extension Bars	5" & 10"
2 pcs	1/2" Spark Plug Sockets	16 mm & 21 mm
1 pc	1/2" Sliding T Handle	
2 pcs	Socket Adaptors	1/2 F x 3/4 M, 1/2 F x 3/8 M
1 pc	1/2" Universal Joint	
Set of 9 pcs	Hex Keys with Ball End - Extra Long - Metric	1.5, 2.0, 2.5, 3.0, 4.0, 5.0, 6.0, 8.0, 10 mm



CAT NR. KIT/MOD/39B BOX QTY. 1		
22 pcs	1/2" Hex Sockets	8, 9, 10, 11, 12, 13, 14, 15, 16, 17, 18, 19, 20, 21, 22, 23, 24, 25, 26, 27, 30, 32 mm
1 pc	1/2" Slim Line Ratchet Handle	
1 pc	1/2" Universal Joint	
1 pc	1/2" Sliding T Handle	
2 pcs	1/2" Extension Bars	5" & 10"
2 pcs	1/2" Spark Plug Sockets	16 mm & 21 mm
17 pcs	3/8" Hex Sockets	6, 7, 8, 9, 10, 11, 12, 13, 14, 15, 16, 17, 18, 19, 20, 21, 22 mm
2 pcs	3/8" Extension Bars	3" & 6"
1 pc	3/8" Sliding T Handle	
1 pc	3/8" Universal Joint	
2 pcs	Socket Adaptors	1/2 F x 3/4 M, 3/8 F x 1/4 M



### SERIES C - 1/3 Size




CAT NR. KIT/MOD/2C BOX QTY. 1		
Set of 7 pcs	Hex Keys With Ball End - Long - Metric	2.5, 3.0, 4.0, 5.0, 6.0, 8.0, 10.0 mm
1 pc	Self Locking Plier	10" (250 mm)




CAT NR. KIT/MOD/3C BOX QTY. 1		
1 pc	Circlip Plier - Bent External	6" (150 mm)
1 pc	Circlip Plier - Bent Internal	6" (150 mm)
1 pc	Circlip Plier - Straight External	6" (150 mm)
1 pc	Circlip Plier - Straight Internal	6" (150 mm)




CAT NR. KIT/MOD/4C BOX QTY.1		
1 pc	Water Pump Plier	10" (250 mm)
1 pc	Self Locking Plier	10" (250 mm)




CAT NR. KIT/MOD/6C BOX QTY.1		
1 pc	Circlip Plier - Bent External	7" (175 mm)
1 pc	Circlip Plier - Bent Internal	7" (175 mm)
1 pc	Circlip Plier - Straight External	7" (175 mm)
1 pc	Circlip Plier - Straight Internal	7" (175 mm)




CAT NR. KIT/MOD/8C BOX QTY.1		
13 pcs	1/4" Hex Sockets	4, 4.5, 5, 5.5, 6, 7, 8, 9, 10, 11, 12, 13, 14 mm
7 pcs	1/4" Hex Bit Sockets	3, 4, 5, 6, 7, 8, 10 mm
3 pcs	1/4" Slotted Bit Sockets	4, 5.5, 7 mm
3 pcs	1/4" Philips Bit Sockets	PH1, PH2, PH3
3 pcs	1/4" Pozi Bit Sockets	PZ1, PZ2, PZ3
8 pcs	1/4" Torx Bit Sockets	T8, T10, T15, T20, T25, T27, T30, T40
9 pcs	1/4" Hex Sockets - Deep	5, 6, 7, 8, 9, 10, 11, 12, 13 mm
1 pc	1/4" Slim Line Ratchet Handle	
3 pcs	1/4" Extension Bars	2", 4", 6"
1 pc	1/4" Spinner Handle	
1 pc	1/4" Sliding T Bar	
1 pc	1/4" Universal Joint	




CAT NR. KIT/MOD/12C BOX QTY.1		
12 pcs	Double Open Ended Spanners	6 x 7, 8 x 9, 10 x 11, 12 x 13, 14 x 15, 16 x 17, 18 x 19, 20 x 22, 21 x 23, 24 x 27, 25 x 28, 30 x 32 mm




CAT NR. KIT/MOD/17C BOX QTY.1		
1 pc	Side Cutting Plier	7" (175 mm)
1 pc	Long Nose Plier	7" (175 mm)
1 pc	Combination Plier	8" (200 mm)




CAT NR. KIT/MOD/18C BOX QTY.1		
Set of 9 pcs	Hex Keys with Ball End - Extra Long - Metric	1.5, 2.0, 2.5, 3.0, 4.0, 5.0, 6.0, 8.0, 10 mm
1 pc	Adjustable Wrench	10"
1 pc	Rust Preventive Lubricant Spray - GO20	300 gms
1 pc	Feeler Gauge	20 leaves, 150 mm




CAT NR. KIT/MOD/21C BOX QTY.1		
1 pc	1/2" L Handle	
1 pc	1/2" Slim Line Ratchet Handle	
5 pcs	1/2" Hex Sockets - Deep	10, 14, 17, 19, 22 mm




CAT NR. KIT/MOD/22C BOX QTY.1		
2 pcs	Flat Screwdrivers	6.5 x 100, 8 x 150
2 pcs	Phillips Screwdrivers	PH1 x 75, PH2 x 100




CAT NR. KIT/MOD/23C BOX QTY.1		
22 pcs	1/2" Hex Sockets	8, 9, 10, 11, 12, 13, 14, 15, 16, 17, 18, 19, 20, 21, 22, 23, 24, 25, 26, 27, 30, 32 mm
1 pc	1/2" Slim Line Ratchet Handle	




CAT NR. KIT/MOD/24C BOX QTY.1		
1 pc	1/2" Sliding T Handle	
2 pcs	1/2" Extension Bars	5" & 10"
1 pc	1/2" Universal Joint	
1 pc	1/2" Flex Handle / Power Bar	




CAT NR. KIT/MOD/26C BOX QTY. 1		
4 pcs	Flat Screwdrivers	3 × 75, 4 × 100, 6.5 × 100, 8 × 150
2 pcs	Phillips Screwdrivers	PH2 × 100, PH3 × 150




CAT NR. KIT/MOD/27C BOX QTY. 1		
1 pc	Side Cutting Plier	8" (200 mm)
1 pc	Long Nose Plier	8" (200 mm)
1 pc	Combination Plier	8" (200 mm)




CAT NR. KIT/MOD/28C BOX QTY. 1		
5 pcs	Flat Screwdrivers - Round Shank	3 × 75, 4 × 100, 6.5 × 100, 6.5 × 150, 8 × 150




CAT NR. KIT/MOD/29C BOX QTY. 1		
1 pc	Flat Screwdriver - Hex Shank	6.5 × 38
4 pcs	Phillips Screwdrivers - Round Shank	PH1 × 75, PH2 × 38, PH2 × 100, PH3 × 150




CAT NR. KIT/MOD/30C BOX QTY. 1		
8 pcs	Ring Spanner Set	6 × 7, 8 × 9, 10 × 11, 12 × 13, 14 × 15, 16 × 17, 18 × 19, 20 × 22 mm




CAT NR. KIT/MOD/31C BOX QTY. 1		
22 pcs	1/2" Hex Sockets	8, 9, 10, 11, 12, 13, 14, 15, 16, 17, 18, 19, 20, 21, 22, 23, 24, 25, 26, 27, 30, 32 mm
1 pc	1/2" Slim Line Ratchet Handle	
2 pcs	1/2" Extension Bars	5" & 10"
1 pc	1/2" Universal Joint	
1 pc	1/2" Sliding T Bar	



CAT NR. KIT/MOD/32C BOX QTY. 1		
1 pc	Adjustable Wrench	10"
1 pc	Water Pump Plier	10" (250 mm)
1 pc	Tape Measure	Length - 5m, Width - 19 mm



CAT NR. KIT/MOD/33C BOX QTY. 1		
1 pc	Ball Pein Hickory Wood Handle Hammer	Handle Length - 16"
4 pcs	Pin Punches	1.5, 3, 4, 5 mm
3 pcs	Octagonal Cold Chisels	Blade Width - 6 mm, Overall Length - 100, 125, 150 mm
1 pc	Double Face Plastic Mallet	25 mm



**28**

**Cantilever  
Tool Box with Tools**

84 pcs tool assortment in metric sizes for use in automotive workshops & service stations

Tool box manufactured from heavy gauge steel sheet

Rugged construction to withstand repeated use in tough conditions



**MTB/5/84/AU**  
84 Piece Mechanic's Tools Kit

QTY.	CONTENT	SIZE
1 Set	Hexagon Key Set (set of 9 pcs)	With Ball End - Extra Long - Metric - 1.5, 2.0, 2.5, 3.0, 4.0, 5.0, 6.0, 8.0, 10 mm
12 pcs	Double Open End Spanner Set	6 x 7, 8 x 9, 10 x 11, 12 x 13, 14 x 15, 16 x 17, 18 x 19, 20 x 22, 21 x 23, 24 x 27, 25 x 28, 30 x 32
12 pcs	Ring Spanner Set	6 x 7, 8 x 9, 10 x 11, 12 x 13, 14 x 15, 16 x 17, 18 x 19, 20 x 22, 21 x 23, 24 x 27, 25 x 28, 30 x 32
4 pcs	Pin Punch Set	1.5, 2.5, 3, 4 mm
2 pcs	Flat Screwdriver	6.5 x 125 mm; 8 x 150 mm
2 pcs	Phillips Screwdriver	1 x 80 mm; 2 x 100 mm
1 pc	Side Cutting Plier	7" (175 mm)
1 pc	Long Nose Plier	7" (175 mm)
1 pc	Combination Plier	8" (200 mm)
1 pc	Circlip Plier - Bent External	6" (150 mm)
1 pc	Circlip Plier - Bent Internal	6" (150 mm)
1 pc	Circlip Plier - Straight External	6" (150 mm)
1 pc	Circlip Plier - Straight Internal	6" (150 mm)
1 pc	Ball Pein Hammer	Head weight - 24 oz., Handle length - 14"
1 pc	Plastic Mallet	25 mm

**ORDERING INFORMATION**

CAT NR.	BOX QTY.
MTB/5/84/AU	1
MTB/5/64/AU	1

64 pcs tool assortment in metric sizes for use in automotive workshops & service stations

Tool box manufactured from heavy gauge steel sheet

Rugged construction to withstand repeated use in tough conditions



**MTB/5/64/AU**  
64 Piece Mechanic's Tools Kit

	QTY	CONTENTS OF TRAY	SIZE	IMAGE
TRAY 1	19 pcs	1/2" Sockets	8, 10, 11, 12, 13, 14, 15, 16, 17, 18, 19, 21, 22, 24, 26, 27, 28, 30, 32 mm	
	10 pcs	Hexagonal Keys	1.5, 2, 2.5, 3, 4, 5, 5.5, 6, 8, 10 mm	
	1 pc	Self Locking Plier	7" (175 mm)	
TRAY 2	1 pcs	Combination Plier	8" (200 mm)	
	1 pc	Long Nose Plier	8" (200 mm)	
	1 pc	Side Cutting Plier	7" (175 mm)	
TRAY 3	17 pcs	Combination Spanners	6, 7, 8, 9, 10, 11, 12, 13, 14, 15, 16, 17, 18, 19, 20, 21, 22 mm	
	1 pc	Ball Pein Hammer - Wood Handle	16 oz. (453 g)	
	1 pc	1/2" Extension Bar	10" (250 mm)	
	1 pc	1/2" Sliding T-bar	-	
TRAY 4	1 pc	1/2" Universal Joint	-	
	1 pc	Water Pump Plier	10" (250 mm)	
	1 pc	1/2" Extension Bar	5" (125 mm)	
TRAY 5	6 pcs	Screwdriver	FL4 x 100 mm, FL6 x 100 mm, FL8 x 150 mm, PH1 x 75 mm, PH2 x 100 mm, PH3 x 150 mm	

29

## 5 Tray Cantilever Tool Box

MTB-5



General purpose cantilever tool box

Manufactured from heavy gauge steel sheet

Corrosion resistant powder coated finish

Full spread cantilever mechanism gives quick & easy access to all stored parts

Trays open automatically when handle is depressed & close when lifted

Lid incorporates provision for padlock

Load Capacity: 35 kg

Also available with 4 wheel trolley made from heavy gauge steel sheet. Heavy duty castors for convenient movement in the workshop/ garage



MTB/5



MTB/5T

Full spread cantilever mechanism



### ORDERING INFORMATION

CAT NR.	DESCRIPTION	TOOL BOX DIMENSIONS		BOX QTY.
		(INCH)	(MM)	
MTB/5	Tool Box	17-5/16 x 7-7/8 x 7-7/8	440 x 200 x 200	1
MTB/5T	Tool Box with Trolley			1
BDL/MTB/5	Trolley only			1

30

## Aluminium Tool Box

MTB-5AL

- ✓ Ultra Safe
- ✓ Ultra Light
- ✓ Super Strong
- ✓ Weather Proof
- ✓ Rust Proof
- ✓ Dent Proof
- ✓ Theft Proof

Full aluminium die cast construction super light yet strong and sturdy

No spot welds

No over lapping compartments

Full spread visibility

Cast-In lid hinges with non-removable pins

Extra large size for holding a whole lot of tools

Attractive powder coated finish

Lockable: Keeps contents safe



\*Tools not included



### SPECIFICATIONS

LOAD BEARING CAPACITY	50 KG	110 LBS
-----------------------	-------	---------



CAT NR.	ORD NR.	DIMENSIONS		WEIGHT (KG)	BOX QTY.
		(INCH)	(MM)		
MTB/5/AL	40004	18.1 X 9.45 X 8.66	460 X 240 X 220	6.7	1

# 31

## Aluminium Tool Box with Tools

Comprehensive Mechanic's Tool Kit comes in an Aluminium Tool Box (MTB/5/AL)

### Size of Tool Box


18.1" x 9.45" x 8.66"

(460 x 240 x 220 mm)

Ideal for general purpose repair use in automotive workshops, garages & service centres

Heavy duty die cast aluminium tool box for increased durability



	QTY	CONTENTS OF TRAY	SIZE	IMAGE	
TRAY 1	2 pcs	Philips Screwdriver	Ph 2 x 38 mm, Ph 3 x 150 mm		
	3 pcs	Slotted Screwdriver	6.5 x 38 mm, 3 x 75 mm, 6.5 x 150 mm		
TRAY 2	2 pcs	1/2" Extension Bars	125 & 250 mm (5" & 10")		
	1 pc	1/2" Universal Joint			
	1 pc	1/2" Sliding T Bar			
	1 pc	Heavy Duty Pin Punch	1/4" (6 mm)		
	1 pc	Ball Pein Hammer - Hickory Wood	16 oz. (456 gms)		
TRAY 3	18 pcs	Deep Offset Combination Spanners	6, 7, 8, 9, 10, 11, 12, 13, 14, 15, 16, 17, 18, 19, 20, 21, 22, 24 mm		
	Set of 7 pc	Hex Key Set with Ball End - Long - Metric	2.5, 3, 4, 5, 6, 8, 10 mm		
	1 pc	Locking Plier	250 mm (10")		
TRAY 4	20 pcs	1/2" Hex Sockets	8, 9, 10, 11, 12, 13, 14, 15, 16, 17, 18, 19, 20, 21, 22, 23, 24, 27, 30, 32 mm		
	1 pc	1/2" Ratchet Handle			
	2 pcs	1/2" Spark Plug Socket	16 & 21 mm		
TRAY 5	2 pcs	Philips Screwdriver	Ph 1 x 75 mm, Ph 2 x 100 mm		
	3 pcs	Slotted Screwdriver	4 x 100 mm, 6.5 x 100 mm, 8 x 150 mm		

### ORDERING INFORMATION

CAT NR.	BOX QTY.
MTB/5AL/66/AU	1

32

# Ratcheting Torque Wrenches

TQW-RT



High Accuracy Torque Wrench with unmatched safety & accuracy

48 teeth ratchet for an engagement angle of 7-1/2°. Ideal for both precise adjustment & non slip use

Chrome-Molybdenum alloy Steel Square Drive

Fully secure locking mechanism avoids accidental/forced adjustment


To tighten move torque wrench in clockwise direction. Reversing the ratchet allows the wrench to be used for loosening nuts & fasteners

Clearly audible click sound on reaching the required torque

Comes with calibration certificate

Fully serviceable, repair kits available as spare

Accurate to ± 4%



Comes in a blow moulded case

### ORDERING INFORMATION

CAT NR.	SQUARE DRIVE	TORQUE RANGE	FINE SCALE	OVERALL LENGTH		NET WT.	BOX QTY.
	(INCH)	(NM)	(NM)	(INCH)	(MM)	(KGS)	
TQW/RT/3-8/25	3/8	5-25	0.1	12.7	323	0.765	1
TQW/RT/3-8/50	3/8	10-50	0.5	15.7	400	0.983	1
TQW/RT/1-2/100	1/2	20-100	0.5	15.7	400	0.998	1
TQW/RT/1-2/200	1/2	40-200	0.5	20.4	517	1.36	1
TQW/RT/1-2/340	1/2	60-340	1	24.4	620	1.73	1
TQW/RT/3-4/750	3/4	150-750	2.5	47.6	1210	5.85	1
TQW/RT/0-1/1000	1	200-1000	2.5	59.0	1500	7.43	1



Superior digital torque wrenches for high productivity & accuracy

Button controls for

- angle setting\*
- torque setting
- unit setting
- mode setting
- data storage\*\*
- data clearance
- data output
- online calibration

### Construction

Chrome Vanadium Steel with Chrome Molybdenum square drive for increased resistance to wear

Functions in both clockwise & anticlockwise direction

### Interchangeable Head

Same wrench is suitable for use with two square drives. Heads available as spare too

Light & sound indication on reaching required torque

Electronic display panel for clear reading of torque. Measure in NM, ft-lb, inch-lb & kg-cm

Built-in overload indicator and moisture indicator

Works with 2xAA batteries with a life of 110 hours

Each unit supplied with calibration certificate. Online calibration also provided

**Torque accuracy:** ± 2% CW, ± 3% CCW  
**Angle accuracy:** ± 2°

Comes in a safe to store and carry blow moulded case


### Available in 3 types

- Standard Series
- Pro Series
- Pro+ Series

### ORDERING INFORMATION

CAT NR.	SIZE	DRIVE	FOR USE WITH	BOX QTY.
	(MM)	(INCH)		
<b>SPARE HEAD ONLY</b>				
HD/TQW/9-12/3-8	9 x 12	3/8	TQW/DI-AM/3-8/135, TQW/DI-M/3-8/135, TQW/DI/3-8/135	1
HD/TQW/9-12/1-2	9 x 12	1/2	TQW/DI-AM/1-2/135, TQW/DI-M/1-2/135, TQW/DI/1-2/135	1
HD/TQW/14-18/1-2	14 x 18	1/2	TQW/DI-AM/1-2/340, TQW/DI-M/1-2/340, TQW/DI/1-2/340	1
HD/TQW/14-18/3-4	14 x 18	3/4	TQW/DI-AM/3-4/340, TQW/DI-M/3-4/340, TQW/DI/3-4/340	1

\* Only on PRO+ Series  
\*\* Only on PRO & PRO+ Series



### A. STANDARD SERIES

- With interchangeable head and 4 control buttons

#### Resolution:

0.1N-m/ 0.1 ft-lb/1 in-lb/1 kg-cm

#### LED Pattern:

4 red + 8 green

CAT NR.	SQUARE DRIVE	TORQUE RANGE					TORQUE ACCURACY	END FITTING SIZE (HXW)	BOX QTY.
	(INCH)	(NM)	(FT-LB)	(IN-LB)	(KG-CM)	(MM)			
TQW/DI/3-8/135	3/8	6.8 ~ 135	5 ~ 99.5	60 ~ 1195	69 ~ 1378	± 2% CW, ± 3% CCW	9 X 12	1	
TQW/DI/1-2/135	1/2	6.8 ~ 135	5 ~ 99.5	60 ~ 1195	69 ~ 1378		9 X 12	1	
TQW/DI/1-2/200	1/2	10 ~ 200	7.4 ~ 147.5	88 ~ 1770	102 ~ 2041		14 X 18	1	
TQW/DI/1-2/340	1/2	17 ~ 340	12.5 ~ 250.7	150 ~ 3009	173 ~ 3469		14 X 18	1	
TQW/DI/3-4/340	3/4	17 ~ 340	12.5 ~ 250.7	150 ~ 3009	173 ~ 3469		14 X 18	1	

### B. PRO SERIES (WITH MEMORY FUNCTION)

- With interchangeable head, memory function that can store up to 50 readings
- Operator can store up to 9 pre-set torque values - a time saving feature in repetitive applications

#### Resolution:

0.1N-m/ 0.1 ft-lb/1 in-lb/1 kg-cm

#### LED Pattern:

2 red + 10 green

CAT NR.	SQUARE DRIVE	TORQUE RANGE					TORQUE ACCURACY	END FITTING SIZE (HXW)	BOX QTY.
	(INCH)	(NM)	(FT-LB)	(IN-LB)	(KG-CM)	(MM)			
TQW/DI-M/3-8/135	3/8	6.8 ~ 135	5 ~ 99.5	60 ~ 1195	69 ~ 1378	± 2% CW, ± 3% CCW	9 X 12	1	
TQW/DI-M/1-2/135	1/2	6.8 ~ 135	5 ~ 99.5	60 ~ 1195	69 ~ 1378		9 X 12	1	
TQW/DI-M/1-2/200	1/2	10 ~ 200	7.4 ~ 147.5	88 ~ 1770	102 ~ 2041		14 X 18	1	
TQW/DI-M/1-2/340	1/2	17 ~ 340	12.5 ~ 250.7	150 ~ 3009	173 ~ 3469		14 X 18	1	
TQW/DI-M/3-4/340	3/4	17 ~ 340	12.5 ~ 250.7	150 ~ 3009	173 ~ 3469		14 X 18	1	

### C. PRO+ SERIES (WITH MEMORY & ANGLE FUNCTION)

- Most versatile single wrench for torque & angle tightening, eliminates the need to buy a separate angle wrench
- Angle tightening eliminates any friction issue thus ensuring complete safety
- Store up to 9 pre-set torque values - a time saving feature in repetitive applications
- Memory function that stores upto 50 readings

#### Resolution:

0.1N-m/ 0.1-lb/1 in-lb/1 kg-cm & 1°

#### LED Pattern:

2 red + 10 green

### ORDERING INFORMATION

CAT NR.	SQUARE DRIVE	TORQUE RANGE					TORQUE & ANGULAR ACCURACY	END FITTING SIZE (HXW)	BOX QTY.
	(INCH)	(NM)	(FT-LB)	(IN-LB)	(KG-CM)	(MM)			
TQW/DI-AM/3-8/135	3/8	6.8 ~ 135	5 ~ 99.5	60 ~ 1195	69 ~ 1378	± 2% CW, ± 3% CCW & ± 2°	9 X 12	1	
TQW/DI-AM/1-2/135	1/2	6.8 ~ 135	5 ~ 99.5	60 ~ 1195	69 ~ 1378		9 X 12	1	
TQW/DI-AM/1-2/200	1/2	10 ~ 200	7.4 ~ 147.5	88 ~ 1770	102 ~ 2041		14 X 18	1	
TQW/DI-AM/1-2/340	1/2	17 ~ 340	12.5 ~ 250.7	150 ~ 3009	173 ~ 3469		14 X 18	1	
TQW/DI-AM/3-4/340	3/4	17 ~ 340	12.5 ~ 250.7	150 ~ 3009	173 ~ 3469		14 X 18	1	



Manufactured to the highest level of DIN ISO 6789 & ASME B107.14M.-2004

Solid steel construction for enhanced durability

**Reversible Square Drive:**  
Direction of use can be changed/reversed by pushing the square drive to the opposite side

Click sound clearly audible on reaching the required torque

Convenient retracting lever provides quick and easy torque adjustment

Scale reading made easy with four torque readings engraved on the steel body

Comes with calibration certificate

Accurate to  $\pm 4\%$


**Compact design**  
For easy access in confined spaces

**ASME**  
**B107.300-2010**

**DIN 6789**  
For material, hardness & performance

**Easy scale reading**  
Scale reading made easy with 4 Torque readings stamped on th steel body

**Convenient Retracting Lever**  
for quick and easy torque adjustment



### ORDERING INFORMATION

CAT NR.	SQUARE DRIVE	TORQUE RANGE		OVERALL LENGTH		NET WT. (KGS)	BOX QTY.
	(INCH)	(NM)	(FT-LB)	(INCH)	(MM)		
TQW/CL/3-8/33	3/8	5-33	4-24	16-5/8	422	0.720	1
TQW/CL/3-8/68	3/8	12-68	10-50	18-23/32	476	1.05	1
TQW/CL/1-2/135	1/2	25-135	20-100	21-1/2	546	1.60	1
TQW/CL/1-2/225	1/2	50-225	40-160	23-1/2	597	2.30	1
TQW/CL/1-2/330	1/2	70-330	50-250	32-1/2	825	2.60	1
TQW/CL/3-4/800	3/4	200-800	140-600	42-1/8	1070	7.58	1
TQW/CL/0-1/1000	1	200-1000	140-740	55	1400	12.80	1

Lightweight yet robust aluminium construction

Perfect ergonomics & lightweight body makes these ideal for fatigue free usage in heavy workshop applications

Accurate  $\pm 3\%$

**DIN 6789**  
For material, hardness & performance

**50% LIGHTER**


**ASME**  
**B107.300-2010**



Complete with extension bar\* (\*only with 1" drive model) for added leverage

**Torque Indication**  
Progressive torque building up to the pre-set value easily detected by an audible sound & impulse

**Sturdy Storage**  
Supplied in rugged blow moulded case for extra safety and protection



**Integrated 3 Lever Chain Mechanism**  
Length independence, high accuracy and reliability every time over time



**Length Independent**  
Irrespective of where the force is applied, whether in the middle of the handle or elsewhere, with both hands or with an extension tube, the torque value is always within an accuracy of  $\pm 3\%$



**Dual Scale Window**  
Clear window for reading in NM and lbf-ft\*



**Torque Adjustment**  
Secure push-pull knob with integrated hex key for easy setting of torque



**Chrome Molybdenum Square Drive:** for higher strength and durability



**Added Leverage**  
Supplied with an aluminium tube extension for increased leverage while tightening at high torque values

### ORDERING INFORMATION

CAT NR.	SQ DRIVE	TORQUE RANGE		GRADUATION	OVERALL LENGTH		NET WT. (KG)	BOX QTY.
	(INCH)	(NM)	(FT-LB)		(INCH)	(MM)		
TQW/AL/3-4/760	3/4	140-760	100-560	10	32-1/2	827	3.0	1
TQW/AL/0-1/2000	1	750-2000	N/A	50	93	2370	11.7	1

\*Only on 3/4". On 1" single window with reading in N-m only

**36 Torque Multipliers**

TQM

Heavy duty torque multiplier provides mechanical advantage in applying high torque to tighten nuts & bolts

Particularly used for high torque application

Chrome Vanadium construction with Chrome Molybdenum square drive & Chrome Molybdenum reaction bar


Planetary gear train mechanism multiplies the input torque as per the multiplication factor to deliver the output torque

Torque multiplicative factor reduces operator effort by upto 75%

Replaces the use of long levers, which can be potentially dangerous

Includes breakaway adaptor to prevent damage to the multiplier in case excess torque is applied

Comes complete with straight reaction bar, breakaway adaptor & hex key in a blow moulded case



**SPECIFICATIONS**

DESCRIPTION	1:6.5 TORQUE MULTIPLIER 1500 NM	1:3.3 TORQUE MULTIPLIER 2500 NM
MAX. TORQUE	1500 (1100 ft-lb)	2500 (1840 ft-lb)
TORQUE RATIO	1 : 6.5	1 : 3.3
GEAR RATIO	1 : 9	1 : 4
MAX. INPUT TORQUE	231 Nm (170 ft-lb)	758 Nm (560 ft-lb)
MAX. OUTPUT TORQUE	1500 Nm (1100 ft-lb)	2500 Nm (1840 ft-lb)
INPUT DRIVE	1/2"	3/4"
OUTPUT DRIVE	3/4"	1"
ACCURACY	± 10%	± 10%

**ORDERING INFORMATION**

CAT NR.	MAX. TORQUE		BOX QTY.
	(NM)	(FT-LB)	
TQM/A/1-2/3-4/15	1500	1100	1
TQM/A/3-4/0-1/30	3000	2200	1



Torque multiplier used in inaccessible areas



Torque multiplier used for lug nuts



Torque multiplier used on tracks



Torque multiplier used for machine nut tightening

**37 Strap Wrench**

STW

Aluminium I-beam handle for increase strength

Non marring nylon belt prevents scratching and damage to finished surfaces

Use on plastic or metal pipes & fittings, filters, shafts and irregular shapes.


Easily replaceable strap with removable rivets



Used on plastic or metal pipes



Used on irregular shaped objects



**ORDERING INFORMATION**

CAT NR.	HANDLE LENGTH		STRAP LENGTH		STRAP WIDTH		FOR OBJECTS WITH DIA.		BOX QTY.
	(INCH)	(MM)	(INCH)	(MM)	(INCH)	(MM)	(INCH)	(MM)	
STW/12G	12	300	36	914	1-1/16	27	7	175	10
STW/18G	18	450	34	864	1-3/4	44	7	175	10

**38 Tyre Levers**

TLVR

Professional quality straight pattern tyre levers with hook & taper end

Forged from Carbon Steel

Nickel plated for protection against corrosion

Designed to work without damaging the tyre, rim or inner tube



**ORDERING INFORMATION**

CAT NR.	LENGTH		BOX QTY.
	(INCH)	(MM)	
TLVR/16	16	400	10
TLVR/21	21	530	10
TLVR/24	24	600	10

Extending wheel nut wrench is designed to loosen out and remove most rusted wheel nuts

Telescopic handle extends from 14" (350 mm) to 22" (550 mm) giving extra leverage for ease of use

Manufactured from alloy steel, with premium powder coated finish. Fitted with TPR handle for comfort in use

Comes with two 1/2" square drive dual side sockets; 17x19 mm & 19x23 mm to cover almost every automotive application

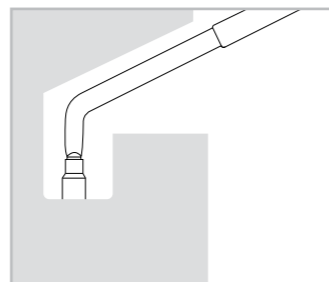
**NEW!**



Two dual side sockets  
17x19 mm & 19x23 mm



1/2" Square drive in the center of the socket permits use of both hex sides



Convenient access in difficult to reach areas

**ORDERING INFORMATION**

CAT NR.	LENGTH-COMPACT (L1)		LENGTH-EXTENDED (L2)		BOX QTY.
	(INCH)	(MM)	(INCH)	(MM)	
WW/TP/17-23/ST	14-2/5	365	20-3/5	527	12



**CrMo**

Quick & convenient to use Gear Pullers

**Speed**

- a. Quick & convenient conversion from 2 to 3 jaw option
- b. Jaws can also be reversed for internal or external pulling of gears & bearings

**Easy Access**

Slim profile of jaws enables convenient access to hard to reach bearings & gears

**Anti-slip grip**

On the jaws for better grip on the bearing

**Strength**

Jaws forged from Chrome Molybdenum steel with accurate heat treatment for enhanced strength & wear resistance

Jaws are chrome plated with spindle in manganese phosphate finish for protection against corrosion & rust

**Versatility**


Easily removable jaws for setting to required jaw configuration or internal/external setting

Ratcheting mechanism holds jaws in position while setting puller

Used to pull out gears, pulleys, bearing flanges & fly wheels, shafts and housings



- ✓ SPEED
- ✓ ACCESS
- ✓ STRENGTH
- ✓ VERSATILITY



Easy switch between 2 Jaw & 3 Jaw options  
No extra tools required.

**ORDERING INFORMATION**

CAT NR.	MAX. REACH		SPREAD		SAFE WORKING LOAD (TON)	BOX QTY.
	(INCH)	(MM)	(INCH)	(MM)		
BPL/RT/2T	3.1	80	2.0 - 3.1	50 - 80	2	1
* BPL/RT/5T	6.0	150	3.9 - 6.0	100 - 150	5	1
BPL/RT/7T	8.6	218	4.9 - 8.6	125 - 218	7	1

\* Best Seller

\*Note: We also make Hand Bearing Packer for greasing of bearings. Refer to page no. 166



## 41

### Gear Pullers

BPL

Forged **Chrome Vanadium** jaws with long & short reach options

Heat treated alloy steel cross bolt & head for maximum strength

Rolled spindle threads for higher strength & smooth movement even under high stress

2 Jaw models are useful for working in compact spaces

3 Jaw option ensures equal load distribution to slide gears, pulleys & flywheels off shaft without damage



#### ORDERING INFORMATION

CAT NR.	MAX. REACH		SPREAD RANGE		SAFE WORKING LOAD (TON)	BOX QTY.
	(INCH)	(MM)	(INCH)	(MM)		
<b>2 JAW</b>						
BPL/2J/3	3	75	1-7/16	37-75	2	5
*BPL/2J/4	4	100	2-4	50-100	4	5
*BPL/2J/6	6	150	3-6	75-150	6	5
BPL/2J/8	8	200	4-8	100-200	10	1
<b>3 JAW</b>						
BPL/3J/3	3	75	1-7/16	37-75	3	5
*BPL/3J/4	4	100	2-4	50-100	6	5
*BPL/3J/6	6	150	3-6	75-150	9	1
BPL/3J/8	8	200	4-8	100-200	15	1

\* Best Seller



3 Jaw Puller used for removing tyre hub

## 42

### Hydraulic Bottle Jacks

JACK-BT

#### Leak-Proof Performance

Welded construction ensures leak proof performance

#### Higher Stability

Forged steel base plate for higher stability even under high load as compared to jacks with CI base plates

#### Increased Durability

Internally machined oil passages, smooth bearing surfaces and close tolerances

Machined and polished RAM with die cut threads that reduce wear and tear

#### Stronger Grip

Knurled heat treated saddle head with non-slip surface gives stronger grip

#### 100% factory tested

#### 50% safety overload factor

#### In-built 'Load Limiting Device'

Unique safety feature to ensure that jack is not accidentally used beyond rated capacity

Ideal for use on heavy duty trucks, in agriculture, construction, mining, automotive, and marine applications where lifting, pushing, spreading, bending, pressing, or straightening is required



Knurled saddle head for non-slip grip

Machined and polished ram

Convenient carrying handle

Compact 2 pc lifting lever rod

Pressure release valve

Base Plate

Pump socket

Leak proof welded construction

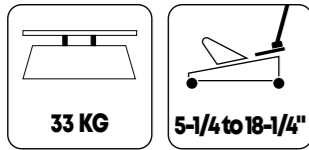
Load limiting device

CAT NR.	JACK/BT/2W		JACK/BT/4W	*JACK/BT/12W		
CAPACITY	2 TON	1815 KG	4 TON	3629 KG	12 TON	10886 KG
LIFT RANGE	175 to 339 mm	7 to 13-11/32 inch	190-368 mm	7 7/16 to 14-13/16 inch	230-465 mm	9-1/16 to 18-5/16 inch
APPLICATION	Passenger Cars, Taxi's etc.		Passenger Cars, Pick-Up Trucks, SUV's, MUV's, Vans, LCV's		HCV, Trucks (9-24 ton), Buses	
BOX QTY	1		1		1	
CAT NR.	*JACK/BT/20W		JACK/BT/32W	JACK/BT/50W		
CAPACITY	20 TON	18144 KG	32 TON	29030 KG	50 TON	45359 KG
LIFT RANGE	240-450 mm	9-7/16 to 17-11/16 inch	260-420 mm	10-5/16 to 16-9/16 inch	280-450 mm	11 to 17-11/16 inch
APPLICATION	HCV, Trucks (24-40 TON)		Trailers, Dumpers (40-60 TON)		Dumpers (60-120 TON)	
BOX QTY	1		1		1	

\* Best Seller

## 43 Hydraulic Floor Jack 3 Ton

JACK-FL



### Construction

Heavy duty steel body for ultimate stability and rigidity

Large, swivelling saddle for convenient positioning. Rubber cushioning on saddle prevents damage to vehicle lift points

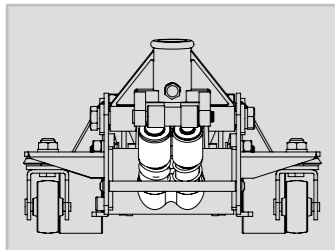
Nylon wheels for easy manoeuvrability and positioning

### Safety

Universal joint release mechanism for safe and controlled lowering of the jack

Built-in safety valve protects against overloading of jack @ 120% of rated capacity

Hydraulic oil by-pass system protects ram from being over extended



**Quick Start Dual Pump Technology** At each stroke before reaching the jacking point, the GROZ Quick Start Hydraulic Floor Jack moves up 3 times more than the standard jack

### Comparing the GROZ quick start hydraulic floor jack with a standard floor jack in the market



After the 1st stroke, The GROZ Quick Start Hydraulic Floor Jack moves up 3 times more than the standard jack

In 6 strokes, the GROZ Hydraulic Floor Jack reaches lifting point whereas the standard Floor Jack is still way behind

**Quick START**  
**3X FASTER**  
Fast lifting design for quick jumpstart to reach 'lifting point'

Rubber cushion on saddle prevents marring

Cushion on handle prevents damage



## 44 Screwdrivers Cushion Grip

SCDR-R



Professional quality screwdrivers

**Chrome Vanadium Construction**  
For higher torque & wear resistance

Shaft extends into the handle, ensuring full transfer of force

**Torque Maximiser Grip**  
Multi-component injection moulded

hexagonal grip is non-slip & does not roll away

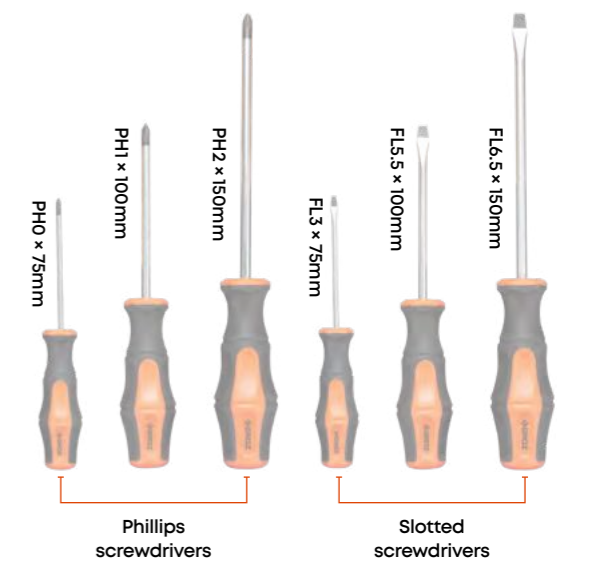
**Magnetised Tip**  
Accurately hardened tip ensures long lasting durability

Black oxide finish for enhanced corrosion resistance

### ORDERING INFORMATION

CAT NR.	TYPE	SIZE		SHAFT LENGTH		BOX QTY.
		(MM)	(INCH)	(MM)	(INCH)	
SCDR/R/FL3/75	-	3	1/8	75	3	10
SCDR/R/FL3/100		3	1/8	100	4	10
SCDR/R/FL4/100		4	5/32	100	4	10
SCDR/R/FL5.5/100		5.5	7/32	100	4	10
SCDR/R/FL5.5/150		5.5	7/32	150	6	10
SCDR/R/FL6.5/38		6.5	1/4	38	1-1/2	10
SCDR/R/FL6.5/100		6.5	1/4	100	4	10
SCDR/R/FL6.5/150		6.5	1/4	150	6	10
SCDR/R/FL6.5/200		6.5	1/4	200	8	10
SCDR/R/FL8/150		8	5/16	150	6	10
SCDR/R/FL8/200	8	5/16	200	8	10	
SCDR/R/PH0/75	+	PH0		75	3	10
SCDR/R/PH1/75		PH1		75	3	10
SCDR/R/PH1/100		PH1		100	4	10
SCDR/R/PH2/38		PH2		38	1-1/2	10
SCDR/R/PH2/100		PH2		100	4	10
SCDR/R/PH2/150		PH2		150	6	10
SCDR/R/PH2/200	PH2		200	8	10	
SCDR/R/PH3/150	PH3		150	6	10	
SCDR/R/PZ1/75	*	PZ1		75	3	10
SCDR/R/PZ2/100		PZ2		100	4	10
SCDR/R/PZ3/150		PZ3		150	6	10
SCDR/R/T10/100	*	T10		100	4	10
SCDR/R/T15/100		T15		100	4	10
SCDR/R/T20/100		T20		100	4	10
SCDR/R/T25/100		T25		100	4	10
SCDR/R/T30/100	T30		100	4	10	

SET		
SCDR/R/6/ST	Flat: 3x75 mm, 5.5 x 100 mm, 6.5 x 150 mm; Phillips: PH0 x 75 mm, PH1 x 100 mm, PH2 x 150 mm;	5



### ORDERING INFORMATION

CAT NR.	DIMENSIONS		BOX QTY.
	(INCH)	(MM)	
JACK/FL/3D	27x 13-1/2x 6-1/8	682x344x155	1



## 45 7 pc Insulation Screwdrivers Set SCDR-VDE



Certified to IEC 60900

Individually forged from Chrome Vanadium Steel, blades are fully hardened & tempered for increased durability & strength

**Magnetized tip** to hold screws

Bi-material ergonomic handle is impact and abrasion resistant

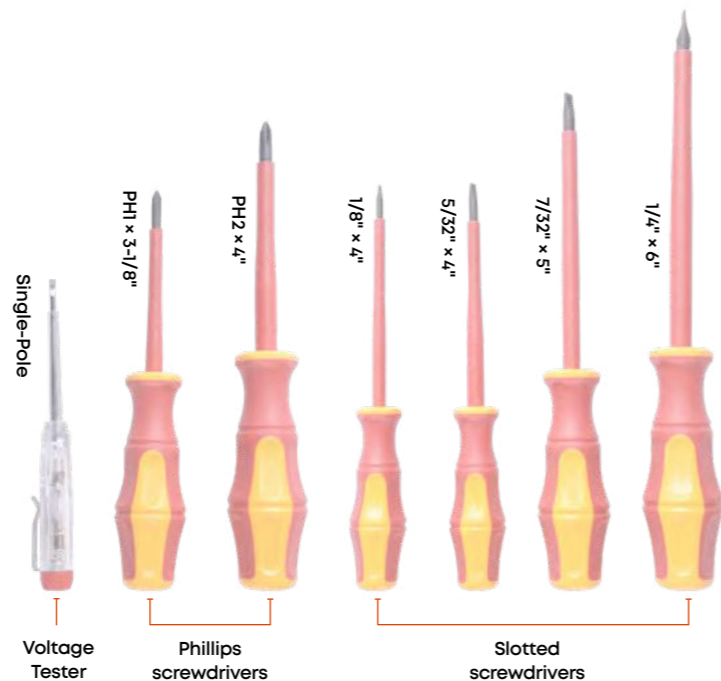
**1000V SAFE**  
Each tool is tested for dielectric strength under a 10000 volt load to guarantee safe working upto 1000 Volts

Ideal choice for electricians for use on terminal blocks, control cabinets, switches, relays, sockets etc.



**SET INCLUDES**

TYPE	SIZE		SHAFT LENGTH	
	(MM)	(INCH)	(MM)	INCH
SLOTTED	6.5	1/4	150	6
	5.5	7/32	125	5
	4	5/32	100	4
	3	1/8	100	4
PHILIPS	PH1		80	3-1/8
	PH2		100	4
VOLTAGE TESTER				
110V - 230V Single Pole Voltage Tester				



**SCDR/VDE/7/ST**

**ORDERING INFORMATION**

CAT NR.	BOX QTY.
SCDR/VDE/7/ST	5
VT/110-250	20

## 46 Hexagon Key Sets ALN

Hexagonal keys are most widely used in automotive workshops, garages & in several industrial applications

GROZ offers a wide range of hex key sets for use by mechanic's and technicians worldwide

These are available in two material types:

**S2 STEEL:**

Superior S2 steel construction. Hardened and tempered with corrosion resistant bright nickel plating

Hardness: 50-52 HRC



**ALN/HX-BL/7L/GRZ**

Box Qty: 10

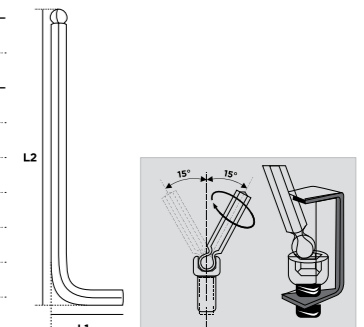
**7 Hex Keys With Ball End - Long - Metric**

Chamfered hex end for convenience in usage

Ball end permits easy access in tight, hard to reach spaces - upto 30° angle in recess from the screw head



HEX (MM)	L1 (MM)	L2 (MM)
2.5	20	86
3.0	22	91
4.0	27	103
5.0	32	118
6.0	37	139
8.0	43	155
10.0	49	177



**ALN/HX-BL/7L/SAE/GRZ**

Box Qty: 10

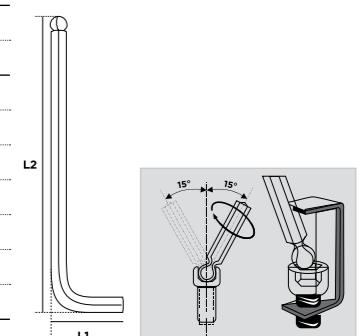
**7 Hex Keys with Ball End - Long - SAE**

Chamfered hex end for convenience in usage

Ball end permits easy access in tight, hard to reach spaces - upto 30° angle in recess from the screw head



HEX (INCH)	L1 (INCH)	L2 (INCH)
3/32	5/8	2-1/64
1/8	45/64	2-13/64
5/32	53/64	2-33/64
3/16	15/16	2-3/4
1/4	1-1/16	3-3/16
5/16	1-17/64	3-47/64
3/8	1-11/32	4-1/4



**ALN/HX-BL/9EL/GRZ**

Box Qty: 10

**9 Hex Keys with Ball End - Extra Long - Metric**

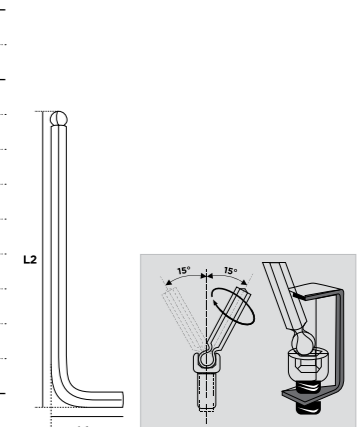
Chamfered hex end for convenience in usage

Ball end permits easy access in tight, hard to reach spaces - upto 30° angle in recess from the screw head

Extra long arm for easy access in confined spaces



HEX (MM)	L1 (MM)	L2 (MM)
1.5	15	91
2.0	17	101
2.5	20	113
3.0	22	127
4.0	27	142
5.0	32	163
6.0	37	184
8.0	43	205
10.0	49	233



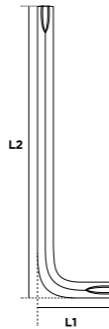
**ALN/TX-TX/9L/GRZ**  
Box Qty: 10

**9 Torx Star Keys - Long**

Compatible with standard TORX fixing systems



TORX	L1 (MM)	L2 (MM)
T10	18	86
T15	20	90
T20	20.5	94
T25	20.5	100
T27	21	105
T30	24	114
T40	26.5	123.5
T45	29.5	132.5
T50	32.5	151




**ALN/HX-HX/10/SAE/GRZ**  
Box Qty: 10

**10 Hexagonal Keys - SAE**



HEX (INCH)	L1 (INCH)	L2 (INCH)
1/16	35/64	1-49/64
5/64	19/32	1-57/64
3/32	5/8	2-1/64
1/8	45/64	2-13/64
5/32	53/64	2-33/64
3/16	15/16	2-3/4
7/32	1-1/32	2-61/64
1/4	1-1/16	3-3/16
5/16	1-17/64	3-47/64
3/8	1-11/32	4-1/4



**CHROME VANADIUM:**

Hardened & tempered with corrosion resistant black oxide finish

Hardness: 50-52 HRC

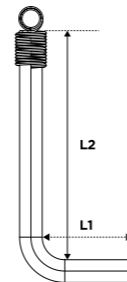


**ALN/HX-HX/8/GRZ**  
Box Qty: 10

**8 Hexagonal Keys - Metric**



HEX (MM)	L1 (MM)	L2 (MM)
1.5	14	45
2	15	48
2.5	16	51
3	18	56
4	21	64
5	24	70
5.5	26	75
6	27	81




**ALN/HX-HX/25/GRZ**  
Box Qty: 10

**25 Hexagonal Keys - Metric & SAE**



HEX (MM)	L1 (MM)	L2 (MM)
METRIC		
1.5	14	45
2	15	48
2.5	16	51
3	18	56
4	21	64
4.5	23	67
5	24	70
5.5	26	75
6	27	81
7	30	88
8	32	95
9	34	102
10	34	108

HEX (INCH)	L1 (INCH)	L2 (INCH)
SAE		
1/16	35/64	2-7/16
5/64	5/8	3
3/32	45/64	3-11/32
7/64	3/4	3-15/32
1/8	25/32	3-35/64
9/64	55/64	3-47/64
5/32	63/64	3-15/16
3/16	1-7/64	4-1/2
7/32	1-3/16	5
1/4	1-17/64	5-5/16
5/16	1-27/64	6
3/8	1-37/64	6-2/3

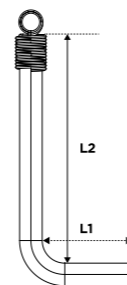


**ALN/HX-HX/10/GRZ**  
Box Qty: 10

**10 Hexagonal Keys - Metric**



HEX (MM)	L1 (MM)	L2 (MM)
1.5 mm	14	45
2 mm	15	48
2.5 mm	16	51
3 mm	18	56
4 mm	21	64
5 mm	24	70
5.5 mm	26	75
6 mm	27	81
8 mm	32	95
10 mm	34	108



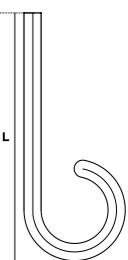
**ALN/HX-HX/7/GRZ**  
Box Qty: 10

**7 Hexagonal Keys - Metric**

Chamfered end for convenience in usage



HEX (MM)	LENGTH (MM)
2.5 mm	55
3 mm	60
4 mm	65
5 mm	70
6 mm	80
8 mm	85
10 mm	90



**ALN/TX-TX/8/GRZ**  
Box Qty: 10

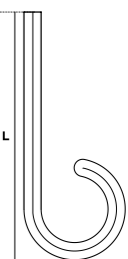
**8 Tamper Torx Star Keys**

Chamfered end for convenience in usage

Compatible with standard TORX fixing systems



TAMPER TORX	LENGTH (MM)
T9	58
T10	62
T15	70
T20	72
T25	79
T27	88
T30	91
T40	95





Designed for high torque applications with outstanding performance & durability

72 teeth, strong gear ratcheting ring with 5° arc for smooth movement

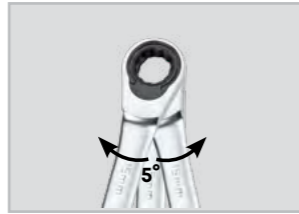
Ratcheting mechanism for increased working speed, eliminating the need to remove the spanner after each turn

Narrow and thin head, combined with fine gear tooth design makes the Ratcheting Spanner suitable for working in tight and hard to access areas

Reversible lever to change direction

15° offset at ring end for easy access to fasteners and higher leverage


Chrome plated for corrosion protection with ultra premium finish for scratch proof surface



**72 Teeth with 5° action arc:**  
Provide extreme high torque for professional users



**Reversible Lever:**  
Makes it easy to switch direction



**Higher Accessibility:**  
Offset at the ring end with 15° angle for easier access & higher leverage

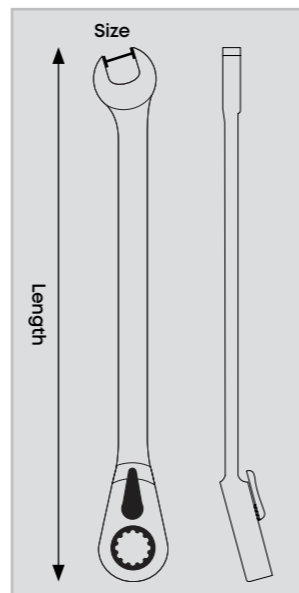


**ORDERING INFORMATION**

CAT NR.	SIZE	LENGTH		WEIGHT (GMS)	BOX QTY.
	(MM)	(INCH)	(MM)		
CSP/RRT/8/UG	8	5-1/2	140	40	5
CSP/RRT/10/UG	10	6-5/16	160	55	5
CSP/RRT/12/UG	12	6-11/16	170	80	5
CSP/RRT/13/UG	13	7-3/32	180	95	5
CSP/RRT/14/UG	14	7-1/2	190	110	5
CSP/RRT/17/UG	17	9	225	180	5
CSP/RRT/19/UG	19	9-5/8	245	235	5
<b>SET</b>					
CSS/RRT/7ST/UG	7 pc set: 8, 10, 12, 13, 14, 17, 19 mm				1



**CSS/RRT/7ST/UG**



**DIN 838**

Ring spanners have an elliptical pattern & are cold stamped from chrome vanadium (31CrV3) steel

Conforms to DIN 838

Spanners feature super drive broach reducing corner rounding & applying more torque

Fully heat treated to 42-48 HRC for increased work life

Rust proof matte finish

Size laser etched on both ends for easy identification

Available as loose or in sets in metric sizes

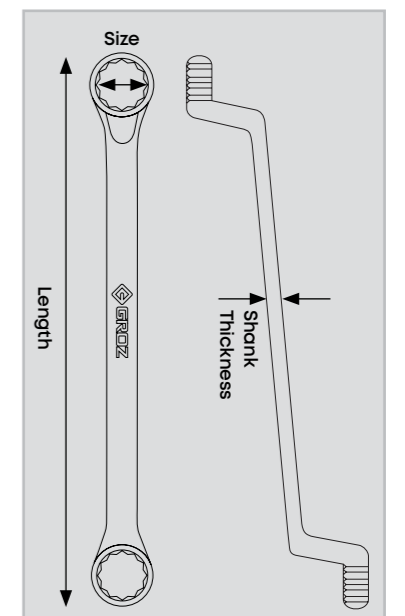


**RSS/SF/12/ST**

**ORDERING INFORMATION**

CAT NR.	SIZE	LENGTH		SHANK THICKNESS	WEIGHT	BOX QTY.
	(MM)	(INCH)	(MM)	(MM)	(GMS)	
* RSP/SF/6-7/S	6 x 7	6 - 7/8	175	4.4	55	10
* RSP/SF/8-9/S	8 x 9	7 - 9/32	185	4.5	70	10
* RSP/SF/10-11/S	10 x 11	7 - 13/16	198	5.2	90	10
* RSP/SF/12-13/S	12 x 13	8 - 7/16	215	5.4	115	10
* RSP/SF/14-15/S	14 x 15	9	228	5.6	150	10
* RSP/SF/16-17/S	16 x 17	9 - 11/16	246	6.2	190	10
* RSP/SF/18-19/S	18 x 19	10 - 9/16	268	6.4	235	10
* RSP/SF/20-22/S	20 x 22	11 - 1/2	292	6.9	315	5
RSP/SF/21-23/S	21 x 23	12 - 13/32	315	7.1	350	5
RSP/SF/24-27/S	24 x 27	13	328	7.6	450	5
RSP/SF/25-28/S	25 x 28	13 - 7/16	342	7.8	500	3
RSP/SF/30-32/S	30 x 32	14 - 9/16	370	8.8	630	2
<b>SETS</b>						
RSS/SF/12/ST	12 pc Metric Set, 6 x 7, 8 x 9, 10 x 11, 12 x 13, 14 x 15, 16 x 17, 18 x 19, 20 x 22, 21 x 23, 24 x 27, 25 x 28, 30 x 32 mm					5

\* Best Seller

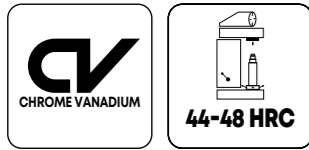




## 49

### Double Open End Spanners

DOSP



DIN 3110

Conforms to DIN 3110

Cold stamped from chrome vanadium 31 CRV3 Steel

Fully heat treated to 44-48 HRC for increased work life

Elliptical pattern spanners

Rust proof matte finish

Size laser etched on both ends for easy identification

Available as loose or in sets in metric sizes



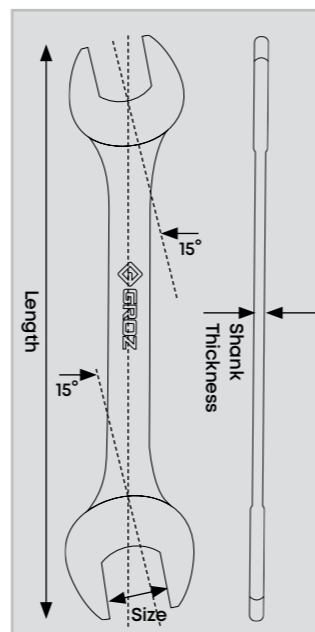
DOSS/SF/12/ST



#### ORDERING INFORMATION

CAT NR.	SIZE	LENGTH		SHANK THICKNESS (MM)	WEIG HT (GMS)	BOX QTY.
	(MM)	INCH	(MM)			
* DOSP/SF/6-7/S	6 x 7	5	126	2.60	25	10
* DOSP/SF/8-9/S	8 x 9	5 - 19/32	142	2.60	35	10
* DOSP/SF/10-11/S	10 x 11	6 - 3/16	157	3	50	10
* DOSP/SF/12-13/S	12 x 13	6 - 11/16	170	3.3	70	10
* DOSP/SF/14-15/S	14 x 15	7 - 3/8	187	3.6	95	10
* DOSP/SF/16-17/S	16 x 17	8	202	4	120	10
* DOSP/SF/18-19/S	18 x 19	8 - 21/32	220	4	170	10
* DOSP/SF/20-22/S	20 x 22	9 - 1/8	232	4.4	210	10
DOSP/SF/21-23/S	21 x 23	9 - 11/16	246	4.9	250	10
DOSP/SF/24-27/S	24 x 27	10 - 7/16	265	5.3	330	10
DOSP/SF/25-28/S	25 x 28	10 - 27/32	275	5.8	380	10
DOSP/SF/30-32/S	30 x 32	11 - 23/32	298	6.2	480	10
<b>SETS</b>						
DOSS/SF/12/ST	12 pc Metric Set, 6 x 7, 8 x 9, 10 x 11, 12 x 13, 14 x 15, 16 x 17, 18 x 19, 20 x 22, 21 x 23, 24 x 27, 25 x 28, 30 x 32 mm					5

\* Best Seller



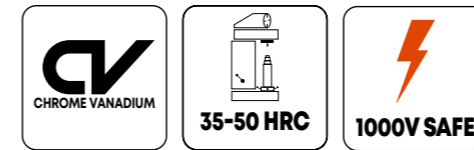
## 50

### Insulation Pliers

CPL-CV

LNP-CV

SCP-CV



Forged Chrome Vanadium steel, fully hardened & tempered


#### 1000V Safe

Tested in accordance with VDE standards & insulated to 1000V AC for live wire working


Heavily insulated, dual colour, ergonomically designed TPR grip is shock-proof & anti-slip making these pliers safest in use

#### Available in the following types

- a. Combination Pliers**  
Most suitable for gripping, bending, straightening, crushing, pulling, stripping insulation, cutting wires etc
- b. Long Nose Pliers**  
Most suitable for cutting & gripping wires
- c. Side Cutting Pliers**  
Most suitable for cutting wires



Combination Pliers



Long Nose Pliers



Side Cutting Pliers

#### ORDERING INFORMATION

CAT NR.	LENGTH		BOX QTY.
	(INCH)	(MM)	
<b>COMBINATION PLIERS</b>			
CPL/CV/6	6	150	72
CPL/CV/7	7	175	72
* CPL/CV/8	8	200	54
<b>LONG NOSE PLIERS</b>			
* LNP/CV/6	6	150	72
LNP/CV/7	7	175	72
* LNP/CV/8	8	200	72
<b>SIDE CUTTING PLIERS</b>			
* SCP/CV/6	6	150	72
SCP/CV/7	7	175	72

\* Best Seller

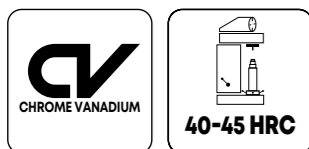
#### FOR USE WITH



51

## Circlip Pliers

CLP-CV



Precise & solid contact tips prevent circlip damage

Soft cushion grip for comfort in use

Fully hardened & tempered



External Straight

External Bent

Internal Straight

Internal Bent

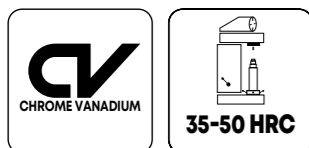
### ORDERING INFORMATION

CAT NR.	DESCRIPTION	LENGTH		BOX QTY.
		(INCH)	(MM)	
CLP/ST/E/150	External Straight	6	150	54
CLP/ST/E/175	External Straight	7	175	54
CLP/ST/I/150	Internal Straight	6	150	54
CLP/ST/I/175	Internal Straight	7	175	54
CLP/BND/E/150	External Bent	6	150	54
CLP/BND/E/175	External Bent	7	175	54
CLP/BND/I/150	Internal Bent	6	150	54
CLP/BND/I/175	Internal Bent	7	175	54

52

## Water Pump Pliers

WPP-CV



Fully hardened & tempered jaws clamp automatically on pipes & nuts

Ergonomic cushion grip for convenience in use

Serrated jaws set at 45° from the handles. Lower jaw can be moved to 7 position by sliding along a tracking section under the upper jaw.

Used for turning & holding nuts & bolts, gripping irregular shaped objects, holding pipes, objects with large diameter etc

Corrosion resistant black oxide finish



### ORDERING INFORMATION

CAT NR.	LENGTH		BOX QTY.
	(INCH)	(MM)	
WPP/BJ/7/CV	7	175	10
* WPP/BJ/10/CV	10	250	10
* WPP/BJ/12/CV	12	300	8
WPP/BJ/16/CV	16	400	5

\* Best Seller

53

## Adjustable Wrenches

AWR



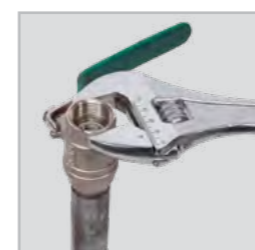
Adjustable Wrench is a spanner with a jaw of adjustable width. This allows the same wrench to be used with varying sizes of nuts & bolts unlike conventional fixed spanners

The same wrench can be used with both metric & imperial fasteners

Forged from Chrome Vanadium Steel, accurately hardened & tempered

Precision ground jaws for secure grip on fasteners

Ergonomic handle for comfortable grip reducing user fatigue



**NOTE**  
Ensure that fixed jaw leads the rotation & movable jaws follows the fixed jaw. This way, there will be less stress on the movable jaw which is not supported as ruggedly as the fixed jaw

### ORDERING INFORMATION

CAT NR.	LENGTH		OPENING		TORQUE (KGF-M)	BOX QTY.
	(INCH)	(MM)	(INCH)	(MM)		
◆ AWR/CV/6	6	150	3/4	19	148	12
AWR/CV/8	8	200	15/16	24	148	10
* AWR/CV/10	10	250	1	27	245	10
* AWR/CV/12	12	300	1-5/16	34	392	10

\* Best Seller ◆ New

54

## Retra Knife

KNV-R6

KNV-R7

SK2

6-3/4"  
OVERALL LENGTH

0.02"  
BLADE THICKNESS

Heavy duty Retractable knife for continuous, non-stop usage

Rugged Zinc alloy body for prolonged tool life

SK 2 steel blades are accurately hardened & have superior edge retention to handle tough cutting jobs with ease

**Each blade can be used twice.** When blunt, simply pull out blade, invert it & re-install. Knife is ready to use again

Quick Blade change:

1. Simply press quick release button to slide out used blade
2. Load new blade with a squeeze of the lever

In-built storage compartment that can store up to 6 spare blades (included) gives convenient access to new blades

Ergonomic TPR handle with thumb groove for improved grip & ease of use

Suitable for cutting plastic, rubber, wood, gaskets, cardboard, fibre etc.

Blades available as spares as a pack of 12



**KNV/R/6**  
(Heavy Duty)

### QUICK BLADE CHANGE



Squeeze lever to load blade

Quick release button to slide out used blade

Squeeze lever again to load new blade



### KNV/R/7

(Professional)

Easy access slider blade storage holds up to 5 blades for fast and easy blade change



### ORDERING INFORMATION

CAT NR.	DESCRIPTION	BOX QTY.
KNV/R/6	Knife	6
KNV/R/7	Knife	6
BLD/KNV/5/ST	Spare blade, pack of 10	10

55

## Retractable Utility Knife

KNV-5

KNV-10

SK2

6-3/4"  
OVERALL LENGTH

0.02"  
BLADE THICKNESS

GROZ Retractable knife for fatigue free non-stop usage

SK2 Steel blades with triple cutting edge makes the blades 50% sharper compared to regular blades

Interlock nose secures the blade firmly making it safe in use

In-built blade storage compartment for 5 blades

Available in two variants

### KNV/5A


Lightweight, yet robust Aluminium Die Cast body

### KNV/10

(Heavy Duty)

Rugged Zinc alloy body for prolonged life

Bottom edge of knife can be used for light hammering jobs; on paper boards, cardboards after cutting



**KNV/10**  
(Heavy Duty)



Press the lever down & push forward to load blade

Open screw to reach blade storage compartment

Quick & convenient blade interchange

Total 5 blades: 4 blades come as spare inside the knife, with 1 blade in use

### ORDERING INFORMATION

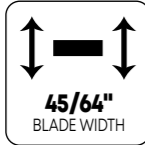
CAT NR.	DESCRIPTION	BOX QTY.
KNV/5A	Knife	30
KNV/10	Knife	30
BLD/KNV/5/ST	Set of 10 Spare Blades	120

**56**

**Snap Off Knife**

**KNV-S**

**SK2**



- Rugged die cast aluminum body
- Retractable blade for variable depth of cut
- Auto locking slider for secure hold
- Removable blade snapper for removing worn out blades
- Easy access blade change
- Textured finish for positive slip-resistant grip



Slide the lever to retract the blade  
In-built blade snap-off tool for blunt blades

**ORDERING INFORMATION**

CAT NR.	DESCRIPTION	BOX QTY.
KNV/S/1	Knife	6
BLD/KNV/S/1/ST	Set of 10 Spare Blades	10

**57**

**Spring Calipers & Dividers**

**ID**  
**OD**  
**DD**

Designed for taking comparative measurements & transferring the dimensions to a Micrometer, Vernier Calliper, precision rule

Dividers are used for marking out circles on steel or transferring measurements from master templates

Calipers & dividers have a spring joint for precision settings. Adjustments are made by opening & closing of legs via an adjusting nut

Divider points are hardened 50-55 HRC for increased wear resistance



**ORDERING INFORMATION**

CAT NR.	CAT NR.	CAT NR.	SIZE (L)		BOX QTY.
			(MM)	(INCH)	
INSIDE CALIPERS	OUTSIDE CALIPERS	SPRING DIVIDERS			
ID/EC/4	OD/EC/4	DD/EC/4	100	4	10
ID/EC/6	OD/EC/6	DD/EC/6	150	6	10
ID/EC/8	OD/EC/8	DD/EC/8	200	8	5
ID/EC/10	OD/EC/10	DD/EC/10	250	10	5
ID/EC/12	OD/EC/12	DD/EC/12	300	12	5

**58**

**Centre Punches Round Head**

**CP**


Carbon steel single piece construction with knurled round shank and round striking head

Rust inhibiting black oxide finish

Accurately hardened and tempered so that the point will withstand continuous use and the striking end will not splinter

Ideal for clearly marking metal in work layout & making indentations in a work piece before drilling to ensure correct location of drill points

Working tip centred and ground to the correct angle (90° included angle) for increased efficiency in marking



**ORDERING INFORMATION**

CAT NR.	POINT SIZE		BODY DIAMETER		OVERALL LENGTH (L)		BOX QTY.
	(INCH)	(MM)	(INCH)	(MM)	(INCH)	(MM)	
* CP/5-64	5/64	2	5/16	8	4	100	20
* CP/5-32	5/32	4	3/8	10	4	100	20
* CP/1-4	1/4	6	7/16	11	5	125	25

\* Best Seller



**59**

**Tap & Reamer Wrenches**


**ARWR**

Extra heavy duty, industrial quality tap wrenches

Straight handle design of these tap wrenches provides greater leverage, particularly useful when working with large diameter taps.

Nr. 0, 5 & 6 have a forged body

Nr. 00, 7 & 8 have die cast body



**ORDERING INFORMATION**

CAT NR.	LENGTH		JAW HOLDING CAPACITY				BOX QTY.
			SQUARE SIZE		TAP SIZE		
	(INCH)	(MM)	(INCH)	(MM)	(INCH)	(MM)	
ARWR/SG/0	8	200	3/32-1/2	2.5-12	1/8-3/8	M1-M12	20
ARWR/SG/00	5.11/32	133	5/64-9/32	2-7.35	1/8-1/4	M1-M6	20
ARWR/SG/5	10.8	270	11/64-9/16	4.25-14.4	3/16-5/8	M4-M16	10
ARWR/SG/6	14.8	370	11/64-11/16	4.25-17.7	3/16-7/8	M4-M20	10
ARWR/SG/7	19.6	490	1/4-29/32	6.8-23.35	1/4-1.1/8	M6-M30	10
ARWR/SG/8	29.6	740	3/8-1.13/32	9.2-36.0	1/2-1.3/4	M9-M45	5



**60**

## Super Cut Hi-Tension Hacksaw

**HF40**

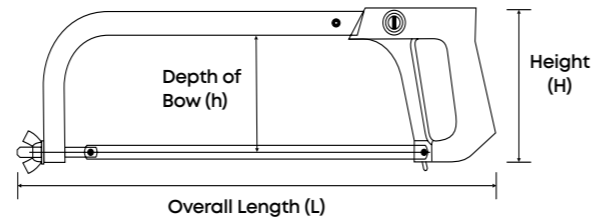

Rugged aluminum die cast handle & tubular steel frame

Blade can be tensioned to achieve 30,000 PSI, giving a super fast cutting action  
Blade can be mounted at 45° for flush cutting jobs

Storage space in the frame for spare blades  
Comes complete with 12" (300 mm) Bi-metal blade



Adjustable for 10" (250 mm) &amp; 12" (300 mm) blade



### ORDERING INFORMATION

CAT NR.	OVERALL LENGTH (L)		HEIGHT (H)		DEPTH OF BOW (H)		BOX QTY.
	(INCH)	(MM)	(INCH)	(MM)	(INCH)	(MM)	
HF/40/BL	16-23/32	425	6-1/2	165	4	100	20

**62**

## Handyman's Hacksaw

**HF15**


Rectangular section of the tubular bow ensures perfect combination of rigidity and balance

Aluminium die cast handle, unbreakable in normal use provides comfortable grip and directs pressure in the correct line of thrust for maximum efficiency

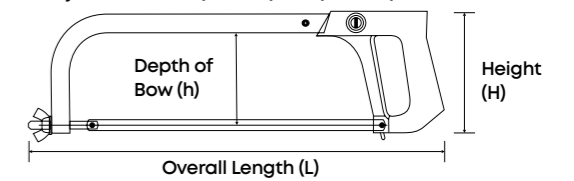
Blade can also be set for sawing at 90°  
Storage compartment in the tubular

bow for storing spare blades

Lightweight design makes it very useful for overhead cutting or use from a ladder or scaffolding.



Adjustable for 10"(250mm) &amp; 12"(300mm) blade



### ORDERING INFORMATION

CAT NR.	OVERALL LENGTH (L)		HEIGHT (H)		DEPTH OF BOW (h)		BOX QTY.
	(INCH)	(MM)	(INCH)	(MM)	(INCH)	(MM)	
HF/15/BS	17	430	5.1/8	130	4.15/64	106	12

**61**

## Hacksaw Frame Professional

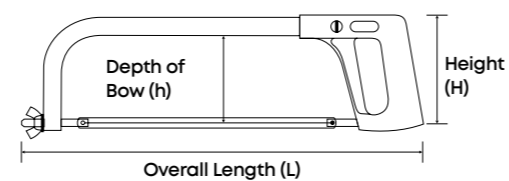
**HF12**


Rugged heavy duty industrial quality hacksaw frame designed for the professional with guarded grip design

Strong aluminium die cast handle for comfort & control

Easy to use blade tensioning device to set the blade correctly

Supplied complete with 12" chrome alloy steel blade


**HF/12/RB**


### ORDERING INFORMATION

CAT NR.	DETAILS	OVERALL LENGTH (L)		HEIGHT (H)		DEPTH OF BOW (H)		BOX QTY.
		(INCH)	(MM)	(INCH)	(MM)	(INCH)	(MM)	
HF/12/RB	Black frame with red handle	17-5/16	440	5-1/8	130	4	103	10

**63**

## 2 Jaw Hand Riveter

**FH-10**

Manufactured from high strength structural steel

Heat treated internal parts for increased wear resistance

**Easy Maintenance**  
Jaws can be cleaned without tool disassembly

Ergonomically designed longer handle with PVC dip coated non-slip grip

Attractive powder coated finish

Includes 4 nose pieces & a nose piece wrench



Convenient change of nose pieces with wrench



Nose body designed to fit into smaller applications



4 nose pieces for a range of rivets sizes:  
3/32" (2.4 mm)  
1/8" (3.2 mm)  
5/32" (4.0 mm)  
3/16" (4.8 mm)

**50% STRONGER**



### ORDERING INFORMATION

CAT NR.	BOX QTY.
RT/FH-10	5

**64**

## G Clamps General Purpose

**GCL-13D**

SG iron construction with a tensile strength of over 60,000 PSI

Handle is designed to bend before the frame is overstressed

Steel main screw has ACME threads for smooth operation

Swivelling pad adopts the correct

angle and applies even pressure on the work piece

Textured powder coated finish with spindle in black oxide finish for increased resistance to corrosion

Useful for a variety of metal and woodworking applications



### ORDERING INFORMATION

CAT NR.	CAPACITY (C)		THROAT DEPTH (D)		FRAME PROOF LOAD (KGS)	BOX QTY.
	(INCH)	(MM)	(INCH)	(MM)		
GCL/13D/50	2	50	1.5/8	42	363	20
GCL/13D/75	3	75	1.11/16	44	455	20
*GCL/13D/100	4	100	2.11/32	59	545	20
*GCL/13D/150	6	150	3	75	635	15
GCL/13D/200	8	200	3.1/8	80	775	8
GCL/13D/250	10	250	3.1/2	90	1000	8
GCL/13D/300	12	300	4	100	1135	8

\* Best Seller

**65**

## Engineer's Steel Bench Vices

**EBV**

All steel construction


Fixed base with an integrated anvil for shaping and beating

Extra heavy-duty sliding jaw and large diameter screw

Forged tommy bar & steel main screw helps in effective transmission of pressure on the work piece

Hardened Jaws 50 ± 5 HRC

Safety stopper prevents slide from fall during usage



### ORDERING INFORMATION

CAT NR.	JAW WIDTH		JAW OPENING		THROAT DEPTH		NET WT. (KGS)	BOX QTY.
	(INCH)	(MM)	(INCH)	(MM)	(INCH)	(MM)		
EBV/F/4	4	100	4.3/4	120	3.5/32	80	6.30	4
*EBV/F/6	6	150	6	150	3.5/8	90	18.00	1
*EBV/F/8	8	200	8	200	4.3/8	110	37.50	1

\* Best Seller

**66**

## Multi Purpose Vice

**BV-MP**

Truly versatile multi-purpose vice, ideal for use both by mechanic's and professionals alike

SG iron movable jaw and slide accurately machined for smooth and reliable clamping

Jaws hardened 50±5 HRC for increased resistance to wear

Knurling on jaws ensures firm grip on the work piece

Integrated 360° swivel base with four point bench mounting for convenient usage in confined spaces or in applications where the angle of the vice has to be changed frequently


Rotating jaw head allows the selection of either a standard parallel serrated jaw or pipe jaws with an integral V-jaw assembly depending on the work in hand

Pipe Jaw can hold pipes with diameter upto 2" (50 mm)

Jaw head can be pivoted 180° either sides and locked in position giving the user complete flexibility to adjust vice to any required working angle with ease


**NEW!**


Pipe Jaw can hold pipes with diameter upto 2" (50 mm)



Integrated 360° swivel base



Rotating jaw head

### ORDERING INFORMATION

CAT NR.	ORD NR.	JAW WIDTH		JAW OPENING		THROAT DEPTH		NET WEIGHT		BOX QTY.
		(INCH)	(MM)	(INCH)	(MM)	(INCH)	(MM)	(KG)	(LB)	
BV/MP/125	35477	5	125	5	125	2-3/4	70	15.50	34	1

67

## Mechanic's Vices / Bench Vices

BV



20,000 PSI

Manufactured from high quality grey iron castings with excellent shock absorbing capacity

Hardened jaws 45 ± 5 HRC

Unbreakable SG Iron nut  
Perfect alignment of main screw & nut reduces wear giving long trouble free service

Smooth one finger operation



### ORDERING INFORMATION

CAT NR.	JAW WIDTH		JAW OPENING		THROAT DEPTH		NET WT. (KG)	BOX QTY.
	(INCH)	(MM)	(INCH)	(MM)	(INCH)	(MM)		
BV/F/75	3	75	4	100	2	50	5.50	4
* BV/F/100	4	100	5	125	2.5/32	55	9.70	3
BV/F/125	5	125	6	150	2.3/4	70	14.70	2
* BV/F/150	6	150	7	175	3.5/32	80	18.20	1
BV/F/200	8	200	8	200	4	100	30.40	1

\* Best Seller

68

## Tool Makers Steel Vice Super Precision

TMV-23

Manufactured from selected tool steel, these solid one piece vices are fully hardened (55-60 HRC) and tempered to ensure stability and durability

All vice surfaces are precision ground

Rapid positioning notches allow the vice to be locked in any position by means of an allen key provided with the vice

Vee grooves in the sliding jaw for holding of round jobs

Ideal for jobs that require highest standard of accuracy in tool manufacturing, engraving & jig boring applications



### ORDERING INFORMATION

CAT NR.	JAW WIDTH (MM)	JAW OPENING (MM)	JAW DEPTH (MM)	BOX QTY.
TMV/23	75	110	35	1

69

## Milling Machine Vices Super Precision

MMV-SP

Most popular vice for milling, jig boring, grinding & shaping jobs

Manufactured from close grained high tensile seasoned cast iron with rust & scratch proof polychromatic finish

Vice jaws designed to hold work piece squarely which improves efficiency and life of jaws and reduces strain on vice body

360° swivel base allows the vice to be set at any angle along the vertical axis

High tensile grade 10.8 fasteners for greater strength and rigidity



### ORDERING INFORMATION

CAT NR.	JAW WIDTH	JAW OPENING	JAW DEPTH	BOX QTY.
	(MM)	(MM)	(MM)	
MMV/SP/100	100	100	38	1
MMV/SP/150	150	150	45	1



Milling Machine Vice being used to hold a job for milling operation

70

## Angular Machine Vices Super Precision


AMV-SP

Angular machine vices are ideal for applications where in the work piece requires machining at an angle

Manufactured from close grained high tensile seasoned cast iron with fully hardened and ground tool steel jaws

High tensile grade 10.8 fasteners for strength and rigidity

Relief in clamp seat ensures complete surface contact



### ORDERING INFORMATION

CAT NR.	JAW WIDTH	JAW OPENING	JAW DEPTH	BOX QTY.
	(MM)	(MM)	(MM)	
AMV/SP/100	100	100	38	1
AMV/SP/150	150	150	45	1
◆ AMV/SP/200	200	200	59	1

◆ New

**71**

## 3 Way Tilting Vices Super Precision

**TLT-SP**

Tilting vices provide for 3 axis setting of the work piece in special milling, drilling, grinding, shaping and jig boring applications

Manufactured from close grained hi-tensile seasoned cast iron with fully hardened and ground tool steel jaws; vices have a premium polychromatic finish

High tensile grade 10.8 fasteners for strength and rigidity to these vices

Relief in clamp seat ensures complete surface contact



A combination of settings along the 3 scales



### ORDERING INFORMATION

CAT NR.	JAW WIDTH		JAW OPENING		JAW DEPTH		BOX QTY.
	(MM)	(MM)	(MM)	(MM)	(MM)	(MM)	
TLT/SP/100	100	100	38				1
TLT/SP/150	150	150	45				1

**72**

## Sine Vices Super Precision

**SNV**

Manufactured from selected tool steel, these solid Sine Vices are fully hardened (55-60 HRC) and tempered, mounted onto a precision hinged bottom plate. All the surfaces are precisely ground for extreme accuracy

A minute angle step of 0.2°/5 mm allows very small angles to be set with ease using standard gauge blocks



Screw Type

Screwless Type

### ORDERING INFORMATION

CAT NR.	JAW WIDTH		JAW OPENING		JAW DEPTH		CENTRE TO CENTRE DISTANCE		BOX QTY.
	(INCH)	(MM)	(INCH)	(MM)	(INCH)	(MM)	(INCH)	(MM)	
<b>SCREWLESS TYPE</b>									
SNV/6	2.3/4		3.3/4		1-9/16		6		1
<b>SCREW TYPE</b>									
SNV/7	2.3/4		3		1-9/16		7		1


**73**

## Quick Change Modular Vice

**MMV-MOD**

Most popular vice for use on CNC & VMC machines, in machine shops, industrial manufacturing environment & workshops

Manufactured from case hardened steel, fully hardened & tempered

Jaws manufactured from single piece steel with a pull down angle for precise & safe clamping. Vee groove in jaws to hold round jobs securely

### Modularity

All vice parts & accessories are modular and will interchange with perfect alignment

### Highest Accuracy

Fully ground surface with accuracies controlled to ±0.02 mm

### Quick Clamping



Lift the lever to the desired position and clamp workpiece with a simple push

### Space Saving Design

Vices can be matched side by side with minimum set-up time

### Jaw Holes for Special Applications

4 extra tapped holes over the jaws for special stack type jaw application



### ORDERING INFORMATION

CAT NR.	JAW WIDTH		JAW OPENING		JAW DEPTH		NET WEIGHT	BOX QTY.
	(INCH)	(MM)	(INCH)	(MM)	(INCH)	(MM)		
MMV/MOD/150	6	150	8	200	2-1/4	56	27	1

**74**

## Universal Vice Super Precision

The Universal Vice allows the work piece to be set at any desired angle

Low height construction makes these useful on even the most complicated grinding jobs

One fixed horizontal axis which allows the work piece to be rotated at any angle

Fully graduated 360° swivel base

The third angular slide with a moving axis allows for any setting in the 3D plane

Manufactured from hi-tensile seasoned cast iron with fully hardened and ground tool steel jaws

All steel handle allows for stress free operation. It is assembled on the spindle crank with a spring loaded mechanism providing positive grip

Milled slot in the vice base allows for accurate location on the machine table

"Hold Down" slots allow for secure clamping of the vice on the work table



### ORDERING INFORMATION

CAT NR.	BOX QTY.
UV/SP/100	1

### SPECIFICATIONS

JAW WIDTH	4" (100 mm)
JAW OPENING	4" (80 mm)
JAW DEPTH	1-1/4" (32 mm)
NET WEIGHT	13.4 kg



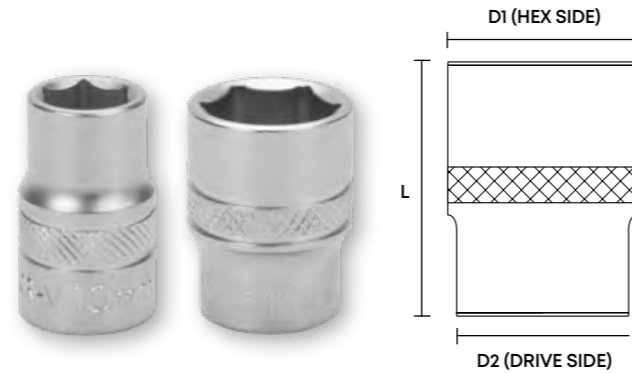


**PROFESSIONAL  
QUALITY  
SOCKETS**

Designed & manufactured to the highest standards for use in industrial & automotive workshops

**75 Hand  
Sockets**

**3/8" DRIVE**




**ORDERING INFORMATION**

CAT NR.	SIZE	L (MM)	D1 (MM)	D2 (MM)	BOX QTY.
	(MM)				
<b>HEX SOCKETS</b>					
SKT/H/3-8/6/UG	6	28	10.20	16.9	15
SKT/H/3-8/7/UG	7	28	10.60	16.9	15
* SKT/H/3-8/8/UG	8	28	11.80	16.9	15
SKT/H/3-8/9/UG	9	28	13.20	16.9	15
* SKT/H/3-8/10/UG	10	28	14.50	16.9	15
SKT/H/3-8/11/UG	11	28	15.70	16.9	15
* SKT/H/3-8/12/UG	12	28	16.90	16	15
* SKT/H/3-8/13/UG	13	28	17.90	16.5	15
* SKT/H/3-8/14/UG	14	28	19.70	17	15
SKT/H/3-8/15/UG	15	28	20.90	18	12
SKT/H/3-8/16/UG	16	30	21.90	19	12
* SKT/H/3-8/17/UG	17	30	23.45	20	10
SKT/H/3-8/18/UG	18	30	24.65	21	10
* SKT/H/3-8/19/UG	19	30	25.85	23	10
SKT/H/3-8/20/UG	20	32	27.15	24	8
SKT/H/3-8/21/UG	21	32	27.85	25	8
SKT/H/3-8/22/UG	22	32	29.65	26	6

\* Best Seller

**1/4" DRIVE**



**ORDERING INFORMATION**

CAT NR.	SIZE	L (MM)	D1 (MM)	D2 (MM)	BOX QTY.
	(MM)				
<b>HEX SOCKETS</b>					
SKT/H/1-4/4/UG	4	25	6.80	4	10
SKT/H/1-4/4.5/UG	4.5	25	7.10	4.5	10
SKT/H/1-4/5/UG	5	25	8.00	5	10
SKT/H/1-4/5.5/UG	5.5	25	8.30	5.5	10
SKT/H/1-4/6/UG	6	25	9.30	6	10
SKT/H/1-4/7/UG	7	25	10.50	7	10
SKT/H/1-4/8/UG	8	25	11.85	8	10
SKT/H/1-4/9/UG	9	25	12.85	9	10
SKT/H/1-4/10/UG	10	25	13.85	10	10
SKT/H/1-4/11/UG	11	25	15.85	11	10
SKT/H/1-4/12/UG	12	25	16.85	12	10
SKT/H/1-4/13/UG	13	25	17.85	13	10
SKT/H/1-4/14/UG	14	25	19.65	14	10
<b>HEX SOCKETS - DEEP</b>					
SKT/H/1-4/5D/UG	5	50	8.0	11.9	10
SKT/H/1-4/6D/UG	6	50	9.3	11.9	10
SKT/H/1-4/7D/UG	7	50	10.5	11.9	10
SKT/H/1-4/8D/UG	8	50	11.9	11.9	10
SKT/H/1-4/9D/UG	9	50	13.2	13.2	10
SKT/H/1-4/10D/UG	10	50	14.6	14.6	10
SKT/H/1-4/11D/UG	11	50	15.9	15.9	10
SKT/H/1-4/12D/UG	12	50	17	17	10
SKT/H/1-4/13D/UG	13	50	18	18	10
<b>POZI BIT SOCKETS</b>					
SKT/1-4/PZ1/UG	PZ1	37	6.35	12	10
SKT/1-4/PZ2/UG	PZ2	37	6.35	12	10
SKT/1-4/PZ3/UG	PZ3	37	6.35	12	10

**ORDERING INFORMATION**

CAT NR.	SIZE	L (MM)	D1 (MM)	D2 (MM)	BOX QTY.
	(MM)				
<b>HEX BIT SOCKETS</b>					
SKT/1-4/H3/UG	H3	37	3	12	10
SKT/1-4/H4/UG	H4	37	4	12	10
SKT/1-4/H5/UG	H5	37	5	12	10
SKT/1-4/H6/UG	H6	37	6	12	10
SKT/1-4/H7/UG	H7	37	7	12	10
SKT/1-4/H8/UG	H8	37	8	12	10
SKT/1-4/H10/UG	H10	37	10	12	10
<b>TORX BIT SOCKETS</b>					
SKT/1-4/T8/UG	T8	37	2.25	12	10
SKT/1-4/T10/UG	T10	37	2.70	12	10
SKT/1-4/T15/UG	T15	37	3.25	12	10
SKT/1-4/T20/UG	T20	37	3.80	12	10
SKT/1-4/T25/UG	T25	37	4.40	12	10
SKT/1-4/T27/UG	T27	37	5.0	12	10
SKT/1-4/T30/UG	T30	37	5.50	12	10
SKT/1-4/T40/UG	T40	37	6.60	12	10
<b>SLOTTED BIT SOCKETS</b>					
SKT/1-4/S4/UG	4	37	4	12	10
SKT/1-4/S5.5/UG	5.5	37	5.5	12	10
SKT/1-4/S7/UG	7	37	7	12	10
<b>PHILIPS BIT SOCKETS</b>					
SKT/1-4/PH1/UG	PH1	37	6.35	12	10
SKT/1-4/PH2/UG	PH2	37	6.35	12	10
SKT/1-4/PH3/UG	PH3	37	6.35	12	10

**Hand Sockets  
(continued)**

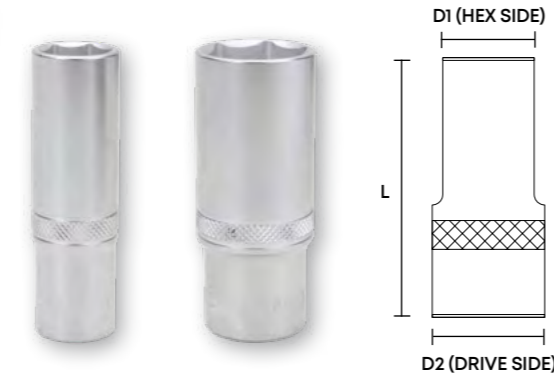
**1/2" DRIVE**



**ORDERING INFORMATION**

CAT NR.	SIZE (MM)	L (MM)	D1 (MM)	D2 (MM)	BOX QTY.
<b>HEX SOCKETS</b>					
* SKT/H/1-2/8/UG	8	38	13.20	21.80	15
SKT/H/1-2/9/UG	9	38	13.90	21.80	15
* SKT/H/1-2/10/UG	10	38	15.00	21.80	15
SKT/H/1-2/11/UG	11	38	16.30	21.80	15
* SKT/H/1-2/12/UG	12	38	17.60	21.80	15
* SKT/H/1-2/13/UG	13	38	18.80	21.80	15
* SKT/H/1-2/14/UG	14	38	20.40	21.80	15
SKT/H/1-2/15/UG	15	38	21.65	20.70	12
SKT/H/1-2/16/UG	16	38	22.90	21.50	12
* SKT/H/1-2/17/UG	17	38	23.90	22.00	10
SKT/H/1-2/18/UG	18	38	25.45	23.00	10
* SKT/H/1-2/19/UG	19	38	25.85	23.00	10
SKT/H/1-2/20/UG	20	38	27.85	24.00	8
* SKT/H/1-2/21/UG	21	38	27.85	25.00	6
SKT/H/1-2/22/UG	22	40	29.85	26.00	6
SKT/H/1-2/23/UG	23	40	31.65	27.00	6
* SKT/H/1-2/24/UG	24	42	31.85	28.00	6
SKT/H/1-2/25/UG	25	42	33.85	30.00	6
SKT/H/1-2/26/UG	26	42	35.45	30.00	4
* SKT/H/1-2/27/UG	27	43	35.85	30.00	4
SKT/H/1-2/28/UG	28	43	37.85	32.00	4
SKT/H/1-2/29/UG	29	43	37.85	32.00	4
* SKT/H/1-2/30/UG	30	46	39.85	34.00	4
* SKT/H/1-2/32/UG	32	46	41.85	36.00	4
SKT/H/1-2/33/UG	33	46	43.85	38.00	2
SKT/H/1-2/36/UG	36	46	47.85	38.00	2

\* Best Seller




**ORDERING INFORMATION**

CAT NR.	SIZE (MM)	L (MM)	D1 (MM)	D2 (MM)	BOX QTY.
<b>HEX SOCKETS</b>					
* SKT/H/1-2/10D/UG	10	77	15	21.95	15
SKT/H/1-2/11D/UG	11	77	16.30	21.95	15
* SKT/H/1-2/12D/UG	12	77	17.60	21.95	15
* SKT/H/1-2/13D/UG	13	77	18.80	21.95	15
* SKT/H/1-2/14D/UG	14	77	20.40	21.95	15
SKT/H/1-2/15D/UG	15	77	21.60	20.70	12
SKT/H/1-2/16D/UG	16	77	22.85	21.50	12
* SKT/H/1-2/17D/UG	17	77	23.85	22.00	10
SKT/H/1-2/18D/UG	18	77	25.40	23.00	10
* SKT/H/1-2/19D/UG	19	77	25.85	23.00	10
SKT/H/1-2/20D/UG	20	77	27.85	24.00	8
SKT/H/1-2/21D/UG	21	77	27.85	25.00	8
SKT/H/1-2/22D/UG	22	77	29.85	26.00	6
SKT/H/1-2/23D/UG	23	77	31.60	27.00	6
SKT/H/1-2/24D/UG	24	77	31.85	28.00	6
SKT/H/1-2/26D/UG	26	77	35.40	30.00	6
SKT/H/1-2/27D/UG	27	77	35.85	30.00	6
SKT/H/1-2/28D/UG	28	77	37.85	32.00	4
SKT/H/1-2/29D/UG	29	77	37.85	32.00	4
SKT/H/1-2/30D/UG	30	77	39.85	34.00	4
SKT/H/1-2/32D/UG	32	77	41.85	36.00	4

\* Best Seller

**3/4" DRIVE**




**ORDERING INFORMATION**

CAT NR.	SIZE (MM)	L (MM)	D1 (MM)	D2 (MM)	BOX QTY.
<b>HEX SOCKETS</b>					
SKT/H/3-4/22/MT	22	50	33	36	6
SKT/H/3-4/24/MT	24	50	35	36	6
* SKT/H/3-4/27/MT	27	52	38	36	6
SKT/H/3-4/28/MT	28	52	38	38	6
* SKT/H/3-4/30/MT	30	54	42	38	4
* SKT/H/3-4/32/MT	32	56	44	38	4
* SKT/H/3-4/36/MT	36	58	50	42	4
SKT/H/3-4/38/MT	38	62	52	45	4
SKT/H/3-4/41/MT	41	64	56	45	4
SKT/H/3-4/46/MT	46	68	62	48	4
SKT/H/3-4/50/MT	50	72	68	48	2

\* Best Seller

**1" DRIVE**



**ORDERING INFORMATION**

CAT NR.	SIZE (MM)	L (MM)	D1 (MM)	D2 (MM)	BOX QTY.
<b>HEX SOCKETS</b>					
SKT/H/0-1/36/MT	36	65	51	45	4
SKT/H/0-1/41/MT	41	70	57	45	4
SKT/H/0-1/46/MT	46	75	65	50	4
SKT/H/0-1/50/MT	50	75	70	55	2
SKT/H/0-1/55/MT	55	80	76	57	2
SKT/H/0-1/60/MT	60	84	82	57	2
SKT/H/0-1/65/MT	65	87	88	57	1
SKT/H/0-1/70/MT	70	93	94	68	1
SKT/H/0-1/75/MT	75	97	100	68	1
SKT/H/0-1/80/MT	80	103	105	68	1

**Socket Merchandiser**

Heavy duty steel construction in premium powder coated finish

CAT NR.	CONTENTS	BOX QTY.
SKT/H/1-2/UG/ST50	49 Hex Sockets of following sizes: 7 pcs: 10 mm 7 pcs: 13 mm 7 pcs: 17 mm 6 pcs: 19 mm 5 pcs: 22 mm 5 pcs: 24 mm 4 pcs: 27 mm 4 pcs: 30 mm 4 pcs: 32 mm	1



# IMPACT SOCKETS



Pin Hole for Retaining Ring & Pin

**CrMo**



**38-55 HRC**

New range of impact sockets from GROZ are designed to withstand high levels of torque & impact applications

Pin hole in the impact sockets facilitates use with impact tools having pin and ring retaining mechanism

Chrome Molybdenum Construction  
Forged from high quality Chrome Molybdenum Steel, precision machined & heat treated to provide the best combination of hardness, tensile strength & torque

Black Oxide Finish  
For enhanced corrosion protection and easy identification from regular sockets

Specially designed chamfered openings make engagement with the impact tools much easier, thereby saving time and effort

Marking & Branding  
Branding & size laser etched on each individual socket ensuring quick and convenient identification

**76**

## Impact Sockets Hex

**ISKT**

### 1/2" DRIVE



#### ORDERING INFORMATION

CAT NR.	SIZE (MM)	L (MM)	D1 (MM)	D2 (MM)	BOX QTY.
<b>HEX SOCKETS</b>					
* ISKT/H/1-2/10	10	38	16.7	25	15
ISKT/H/1-2/11	11	38	18.0	25	15
* ISKT/H/1-2/12	12	38	19.0	25	15
ISKT/H/1-2/13	13	38	20.2	25	15
ISKT/H/1-2/14	14	38	21.5	25	15
ISKT/H/1-2/15	15	38	23.0	25	12
ISKT/H/1-2/16	16	38	24.5	25	12
* ISKT/H/1-2/17	17	38	26.0	25	10
ISKT/H/1-2/18	18	38	27.0	25	10
* ISKT/H/1-2/19	19	38	28.0	25	10
* ISKT/H/1-2/21	21	38	30.0	25	8
ISKT/H/1-2/24	24	38	34.0	30	6
ISKT/H/1-2/27	27	42	40.0	30	6
<b>HEX SOCKETS - DEEP</b>					
ISKT/H/1-2/14D	14	78	22	25	15
ISKT/H/1-2/17D	17	78	26	30	10
ISKT/H/1-2/18D	18	78	27	30	10
ISKT/H/1-2/19D	19	78	28	30	10
ISKT/H/1-2/20D	20	78	29	30	8
ISKT/H/1-2/21D	21	78	30	30	8
ISKT/H/1-2/23D	23	78	33.8	30	6
ISKT/H/1-2/24D	24	78	33.8	30	6

\* Best Seller

### 3/4" DRIVE



#### ORDERING INFORMATION

CAT NR.	SIZE (MM)	L (MM)	D1 (MM)	D2 (MM)	BOX QTY.
<b>HEX SOCKETS</b>					
ISKT/H/3-4/17	17	51	30.0	44	10
ISKT/H/3-4/19	19	51	32.5	44	8
ISKT/H/3-4/21	21	51	35.0	44	6
ISKT/H/3-4/22	22	51	36.0	44	6
ISKT/H/3-4/24	24	51	38.5	44	6
ISKT/H/3-4/27	27	53	42.5	44	6
ISKT/H/3-4/28	28	53	44	44	6
* ISKT/H/3-4/29	29	53	45.0	44	4
ISKT/H/3-4/30	30	53	46.0	44	4
* ISKT/H/3-4/33	33	57	50.0	44	4
ISKT/H/3-4/35	35	57	52.0	44	4
ISKT/H/3-4/36	36	57	53.0	44	4
ISKT/H/3-4/38	38	57	56.0	44	4
ISKT/H/3-4/41	41	58	59.0	44	4
ISKT/H/3-4/46	46	62	66.0	44	2
<b>HEX SOCKETS - DEEP</b>					
ISKT/H/3-4/24D	24	90	38	44	4
ISKT/H/3-4/27D	27	90	41	44	4
ISKT/H/3-4/28D	28	90	44	44	4

\* Best Seller

### 1" DRIVE



#### ORDERING INFORMATION

CAT NR.	SIZE (MM)	L (MM)	D1 (MM)	D2 (MM)	BOX QTY.
<b>HEX SOCKETS</b>					
ISKT/H/0-1/19	19	58	35.0	54	8
ISKT/H/0-1/22	22	58	39.0	54	6
ISKT/H/0-1/24	24	58	41.5	54	6
ISKT/H/0-1/26	26	60	44.0	54	6
ISKT/H/0-1/27	27	60	45.0	54	6
* ISKT/H/0-1/29	29	62	45.0	54	4
ISKT/H/0-1/30	30	62	49.0	54	4
* ISKT/H/0-1/32	32	62	51.5	54	4
* ISKT/H/0-1/33	33	62	52.5	54	4
ISKT/H/0-1/35	35	66	55.0	54	4
ISKT/H/0-1/36	36	66	56.5	54	4
ISKT/H/0-1/38	38	66	59.0	54	4
ISKT/H/0-1/41	41	68	62.5	54	4
ISKT/H/0-1/46	46	72	69.0	54	4
ISKT/H/0-1/50	50	76	74.0	54	2
ISKT/H/0-1/55	55	84	80.0	54	2
ISKT/H/0-1/60	60	88	86.5	54	1
ISKT/H/0-1/65	65	92	92.5	54	1
<b>HEX SOCKETS - DEEP</b>					
ISKT/H/0-1/27D	27	90	46	54	4
ISKT/H/0-1/30D	30	90	49	54	2
ISKT/H/0-1/32D	32	90	52	54	2
ISKT/H/0-1/33D	33	90	54	54	2

\* Best Seller

## 77

### Socket Accessories

#### SLIDING T BARS

Manufactured from high quality Chrome Vanadium steel for strength & durability

Time & effort saving tool, provides right leverage for tightening nuts & bolts easily



#### ORDERING INFORMATION

CAT NR.	DRIVE	LENGTH		BOX QTY.
	(INCH)	(INCH)	(MM)	
SLTB/1-4/UG	1/4	4-1/2	115	10
SLTB/3-8/UG	3/8	6-1/2	165	10
SLTB/1-2/UG	1/2	10	250	5
SLTB/3-4/MT	3/4	18	450	1
SLTB/0-1/MT	1	22	550	1

#### EXTENSION BARS

Manufactured from high quality Chrome Vanadium steel for strength & durability

Corrosion resistant chrome plated finish

Used along with a socket to reach into confined spaces



#### ORDERING INFORMATION

CAT NR.	DRIVE (INCH)	LENGTH		BOX QTY.
		(INCH)	(MM)	
DRXB/1-4/2/UG	1/4	2	50	10
DRXB/1-4/4/UG	1/4	4	100	10
DRXB/1-4/6/UG	1/4	6	150	10
DRXB/3-8/3/UG	3/8	3	75	5
DRXB/3-8/6/UG	3/8	6	150	5
DRXB/1-2/5/UG	1/2	5	125	5
DRXB/1-2/10/UG	1/2	10	250	5
DRXB/3-4/4/MT	3/4	4	100	10
DRXB/3-4/8/MT	3/4	8	200	5
DRXB/0-1/8/MT	1	8	200	5
DRXB/0-1/16/MT	1	16	400	2

#### UNIVERSAL JOINT

Manufactured from Chrome Vanadium for higher strength & durability

Hinged through 180° in both directions, helps the user to 'form corners' or to get socket onto inaccessible bolt heads



#### ORDERING INFORMATION

CAT NR.	DRIVE	BOX QTY.
	(INCH)	
UVJ/1-4/UG	1/4	10
UVJ/3-8/UG	3/8	5
UVJ/1-2/UG	1/2	5
UVJ/3-4/UG	3/4	5

#### ADAPTOR

For using a combination of square drive sockets in one application



#### ORDERING INFORMATION

CAT NR.	SIZE	BOX QTY.
SADP/1-4F/3-8M/UG	1/4" (F) to 3/8" (M)	5
SADP/3-8F/1-4M/UG	3/8" (F) to 1/4" (M)	5
SADP/3-8F/1-2M/UG	3/8" (F) to 1/2" (M)	5
SADP/1-2F/3-8M/UG	1/2" (F) to 3/8" (M)	5
SADP/1-2F/3-4M/UG	1/2" (F) to 3/4" (M)	5
SADP/3-4F/1-2M/UG	3/4" (F) to 1/2" (M)	5
SADP/3-4F/0-1M/UG	3/4" (F) to 1" (M)	2
SADP/0-1F/3-4M/UG	1" (F) to 3/4" (M)	2

#### HEX SPARK PLUG SOCKET

Designed for insertion & removal of spark plugs



#### ORDERING INFORMATION

CAT NR.	DRIVE	HEX SIZE	BOX QTY.
	(INCH)	(MM)	
SKT/1-2/SP/16/UG	1/2	16	5
SKT/1-2/SP/21/UG	1/2	21	5

#### FLEX HANDLE / POWER BARS

Bars manufactured from high quality hardened & tempered Chrome Vanadium steel for strength & durability

Hinged joint head and spring-loaded ball bearing joint for secure socket retention

Chrome Molybdenum Square Drive. Replaceable on 3/4" & 1" sizes



#### ORDERING INFORMATION

CAT NR.	DRIVE	LENGTH		DRIVE TYPE	BOX QTY.
	(INCH)	(INCH)	(MM)		
DFH/3-8/9/MT	3/8	9	225	Fixed	5
DFH/1-2/15/MT	1/2	15	375	Fixed	5
DFH/3-4/20/MT	3/4	20	500	Replaceable	5
DFH/0-1/26/MT	1	26	650	Replaceable	5

#### SPEEDER HANDLE

Chrome Vanadium construction with ultra premium finish

Ideal for rapid removal or insertion of fasteners, especially in repetitive work

Provides extra leverage with greater strength than ratchets



#### ORDERING INFORMATION

CAT NR.	DRIVE	BOX QTY.
	(INCH)	
SPDH/1-2/UG	1/2	5


#### L HANDLE

Manufactured from high quality Chrome Vanadium steel for strength & durability

Hardened & tempered with corrosion resistant chrome plated finish

Spring loaded ball bearing holds sockets securely

Fixed L Handle for applications requiring rigid set-up



#### ORDERING INFORMATION

CAT NR.	DRIVE	LENGTH		BOX QTY.
	(INCH)	(INCH)	(MM)	
LDH/1-2/UG	1/2	5	125	5

#### FLEXIBLE EXTENSION

Manufactured from high quality Chrome Vanadium steel for strength & durability

Hardened & tempered with corrosion resistant chrome plated finish

Flexible Extension with compressed spring for use in confined spaces



#### ORDERING INFORMATION

CAT NR.	DRIVE	BOX QTY.
	(INCH)	
FLEX/1-4/G	1/4	10

#### SPINNER HANDLE

Manufactured from high quality Chrome Vanadium steel for strength & durability

Fit on a socket & spin it for rapid installation of longer bolts

1/4" (F) square recess allows spinner to be used with a ratchet & also works as a long extension



#### ORDERING INFORMATION

CAT NR.	DRIVE	BOX QTY.
	(INCH)	
DRSH/1-4/UG	1/4	10

**78**

## Socket Sets in Blow Moulded Cases

KIT-SKT

### 1/4" DRIVE

HEX SOCKET SET  
KIT/SKT/H/1-4/19/UG

**19**  
PIECE



DESCRIPTION	BOX QTY.
13 pcs Hex Sockets: 4, 4.5, 5, 5.5, 6, 7, 8, 9, 10, 11, 12, 13, 14 mm	10
1 pc Ratchet Handle	
2 pcs Extension Bars: 50 & 100 mm (2" & 4")	
1 pc Universal Joint	
1 pc Sliding T Bar	
1 pc Spinner Handle	

HEX SOCKET SET  
KIT/SKT/H/1-4/42/UG

**42**  
PIECE



DESCRIPTION	BOX QTY.
13 pcs Hex Sockets: 4, 4.5, 5, 5.5, 6, 7, 8, 9, 10, 11, 12, 13, 14 mm	10
6 pcs Hex Bit Sockets: 3, 4, 5, 6, 7, 8 mm	
3 pcs Slotted Bit Sockets: 4, 5.5, 7 mm	
3 pcs Philips Bit Sockets: PH1, PH2, PH3	
3 pcs Pozi Bit Sockets: PZ1, PZ2, PZ3	
7 pcs Torx Bit Sockets: T8, T10, T15, T20, T25, T30, T40	
2 pcs Extension Bars: 50 & 100 mm (2" & 4")	
1 pc Spinner Handle	
1 pc Flexible Extension	
1 pc Universal Joint	
1 pc Sliding T Bar	
1 pc Ratchet Handle	

HEX SOCKET SET  
KIT/HSK/1-4/46

**46**  
PIECE



DESCRIPTION	BOX QTY.
13 pcs 1/4" Hex Sockets: 4, 4.5, 5, 5.5, 6, 7, 8, 9, 10, 11, 12, 13 & 14 mm	5
22 pcs Bit Sockets: Hex: 3, 4, 5, 6, 7 & 8 mm Slotted: 4, 5.5 & 7 mm Philips: PH1, PH2 & PH3 Pozi: PZ1, PZ2 & PZ3 Torx: T8, T10, T15, T20, T25, T30 & T40	
4pc Hex Keys	
1 pc 1/4" Ratchet Handle	
2 pcs 1/4" Extension Bar: 2" & 4" (50 & 100 mm)	
1 pc 1/4" Universal Joint	
1 pc 1/4" Sliding T Bar	
1pc 1/4" Spinner Handle	
1 pc 1/4" Spinner Handle	

**NEW!**

### 1/2" DRIVE

HEX SOCKET SET  
KIT/SKT/H/1-2/13/UG

**13**  
PIECE



DESCRIPTION	BOX QTY.
11 pcs Sockets: 8, 9, 10, 11, 12, 13, 14, 15, 17, 19, 22 mm	5
1 pc Ratchet Handle	
1 pc Extension Bar: 125 mm (5")	

HEX SOCKET SET  
KIT/SKT/H/1-2/27/UG

**27**  
PIECE



DESCRIPTION	BOX QTY.
22 pcs Sockets: 8, 9, 10, 11, 12, 13, 14, 15, 16, 17, 18, 19, 21, 22, 23, 24, 26, 27, 28, 29, 30, 32 mm	5
2 pcs Extension Bars: 125 & 250 mm (5" & 10")	
1 pc Universal Joint	
1 pc Sliding T Bar	
1 pc Ratchet Handle	

HEX SOCKET SET  
KIT/HSK/1-2/25

**25**  
PIECE



DESCRIPTION	BOX QTY.
18 pcs 1/2" Hex Sockets: 8, 10, 11, 12, 13, 14, 15, 16, 17, 18, 19, 20, 21, 22, 24, 27, 30 & 32 mm	5
2 pcs 1/2" Spark Plug Sockets: 16 & 21 mm	
2 pcs 1/2" Extension Bar: 5" & 10" (125 & 250 mm)	
1 pc 1/2" Sliding T Bar	
1 pc 1/2" Universal Joint	
1 pc 1/2" Ratchet Handle	

**NEW!**

## 79

### Hand Socket Sets On Rails

#### 1/4" DRIVE

##### HEX SOCKET SET KIT/SKT/H/1-4/9LH/UG

**9**  
PIECE



DESCRIPTION	BOX QTY.
8 pcs Hex Sockets: 4, 4.5, 5, 5.5, 6, 7, 8, 10 mm 1 pc Ratchet Handle	5

#### 3/8" DRIVE

##### HEX SOCKET SET KIT/SKT/H/3-8/8L/UG

**8**  
PIECE



DESCRIPTION	BOX QTY.
8 pcs Sockets: 6, 8, 10, 12, 13, 14, 17, 19 mm	5

#### 1/2" DRIVE

##### HEX SOCKET SET KIT/SKT/H/1-2/9L/UG

**9**  
PIECE



DESCRIPTION	BOX QTY.
9 pcs Sockets: 8, 9, 10, 12, 13, 14, 17, 19, 22 mm	5

#### 1/2" DRIVE

##### BIT SOCKET SET KIT/BIT-SKT/SPL/1-2/6/UG

**6**  
PIECE



DESCRIPTION	BOX QTY.
Spline Bit Sockets: 55mm length: M6, M8, M10 100mm length: M8, M10, M12;	5

##### TORX BIT SOCKET SET KIT/BIT-SKT/TX/1-2/9/UG

**9**  
PIECE



DESCRIPTION	BOX QTY.
Torx Bit Socket: T20, T25, T27, T30, T40, T45, T50, T55, T60	5

##### HEX BIT SOCKET SET KIT/BIT-SKT/H/1-2/8/UG

**8**  
PIECE



DESCRIPTION	BOX QTY.
8 pcs Hex Bit Sockets: 5, 6, 7, 8, 10, 12, 14, 17 mm	5

##### HEX SOCKET SET KIT/SKT/H/1-4/13L/UG

**13**  
PIECE



DESCRIPTION	BOX QTY.
13 pcs Hex Sockets: 4, 4.5, 5, 5.5, 6, 7, 8, 9, 10, 11, 12, 13, 14 mm	5

##### HEX SOCKET SET KIT/SKT/H/3-8/9LH/UG

**9**  
PIECE



DESCRIPTION	BOX QTY.
8 pcs Sockets: 6, 8, 10, 12, 13, 14, 17, 19 mm 1 pc Ratchet Handle	5

##### HEX SOCKET SET KIT/SKT/H/1-2/11LH/UG

**11**  
PIECE



DESCRIPTION	BOX QTY.
10 pcs Sockets: 8, 9, 10, 12, 13, 14, 17, 19, 22, 24 mm 1 pc Ratchet Handle	5

## 80

### Hand Socket Sets in Metal Cases

KIT-SKT

#### 3/4" DRIVE

##### HEX SOCKET SET KIT/SKT/H/3-4/14/MT

**14**  
PIECE



DESCRIPTION	BOX QTY.
10 pcs Sockets: 22, 24, 27, 30, 32, 36, 38, 41, 46, 50mm 1 pc Round Head Ratchet Handle 2 pc Extension Bars: 100 & 200 mm (4" & 8") 1 pc Sliding T Bar	1

#### 1" DRIVE

##### HEX SOCKET SET KIT/SKT/H/0-1/14/MT

**14**  
PIECE

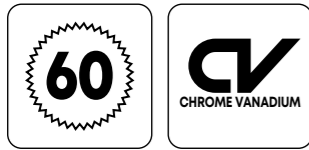


DESCRIPTION	BOX QTY.
10 pcs Sockets: 36, 41, 46, 50, 55, 60, 65, 70, 75, 80 mm 1 pc Ratchet Handle 2 pc Extension Bars: 200 & 400 mm (8" & 16") 1 pc Sliding T Bar	1

**81**

**Slim Line Ratchet Handles**

**RTD-SL**



**Chrome Vanadium Construction:**  
Forged from high quality chrome vanadium steel, precisely hardened for increased durability

**Unique Patented Design:**  
30% slimmer & lighter than normal pear head ratchet, provides higher torque & extended service life



**Unique Patented Design**  
Gourd shaped head is 30% narrower than regular oval shaped ratchets making these most suitable for use in tight & hard to reach areas

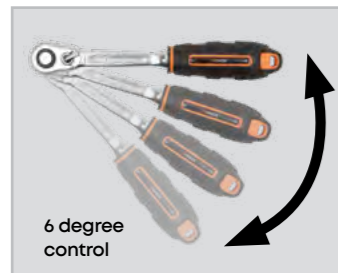


**Slim Line Ratchet**  
More than 9 Teeth Bite of Gear is designed to transfer extremely high torque and extend the service life

**Normal Type Ratchet**  
Only 3 teeth bite, unable to transfer the torque powerfully and efficiently



Ratchet body is 30% slimmer than regular ratchet handles. This reduces the weight of the ratchet handles & provides high torque



**60 Teeth With 6 Degree Control**  
Provides extremely high torque for professional users



**Quick Release**  
Simply push the release button with one thumb for replacing sockets quickly and efficiently



**Reversible Lever Switch**  
Reversible lever switch makes it easy to switch direction of use


**ORDERING INFORMATION**

CAT NR.	DRIVE (INCH)	LENGTH		TORQUE		BOX QTY.
		(INCH)	(MM)	(NM)	(FT-LB)	
RTD/SL/1-4/UG	1/4	5.70	145	80	59	5
RTD/SL/3-8/UG	3/8	7.81	199	270	199	5
RTD/SL/1-2/UG	1/2	10.03	255	670	494	5

**82**

**Push Through Ratchet Handle**

**RTD-PT**



Works with any standard 1/2" square drive socket

Unique push-through ratchet rotates in only one direction. To reverse, simply remove socket, push square drive out of the other side of the head & re-attach socket on the other side

Anti slip, ergonomic soft grip handle

Square Drive available as spare. No need to discard complete Ratchet Handle once the drive wears out



**ORDERING INFORMATION**

CAT NR.	DRIVE (INCH)	LENGTH		TORQUE		BOX QTY.
		(INCH)	(MM)	(NM)	(FT-LB)	
RTD/PT/1-2/UG	1/2	11	280	512	377	5

**83**

**Round Head Ratchet Handle**

**RTD-RH**



Chrome Vanadium construction for higher strength & durability

Classic round head ratchet mechanism for reliable performance

Spring loaded ball attaches onto sockets, preventing them from being dropped

Durable, corrosion resistant chrome plated finish

Knurled handle for non-slip grip



**ORDERING INFORMATION**

CAT NR.	DRIVE (INCH)	LENGTH		NUMBER OF TEETH	TORQUE		BOX QTY.
		(INCH)	(MM)		(NM)	(FT-LB)	
RTD/RH/3-4/MT	3/4	19.6	500	43	1412	1041	1

**84**

**Pear Head  
Ratchet Handle**

**RTD-PH**



Forged from high quality chrome vanadium steel for higher strength & durability

Classic pear head design for strength, durability & high performance

2 piece construction with detachable head for convenient storage

Spring loaded ball attaches onto sockets preventing them from being dropped



**ORDERING INFORMATION**

CAT NR.	DRIVE	LENGTH		TORQUE		BOX QTY.
	(INCH)	(INCH)	(MM)	(NM)	(FT-LB)	
RTD/PH/3-4/MT	3/4	19-11/16	500	2000	1475	1
RTD/PH/0-1/MT	1	26-3/8	670	2515	1855	1





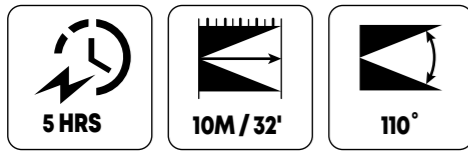
02

**LED  
WORKLIGHTS**

## 85 Worklight Impact Resistant

LED-550

LED-560



Powerful rechargeable COB worklight designed for the professional user

Available in two versions

- a. LED-550 10W COB
- b. LED-560 20W COB

### Light Output

Single button controlled variable output. Simply push button to change from 50% intensity to full 100% power

### Sturdy Construction

- a. **IP 54 Rated**  
Protected against dust and effects of water spray from any direction
- b. **IK 07 Rated**  
Impact proof & corrosion resistant aluminium die cast housing in premium powder coated finish with rubberised edge guards make it resistant to shocks and vibration – common on any jobsite

### Versatile Use

Can be used as:

- a. Free standing worklight with mounting bracket that can be rotated 180° to focus light in need
- b. Attached to any metallic surface using the magnetic base plate. The magnetic base plate can be easily removed
- c. Hung from a scaffolding, bracket Handle is designed for direct mounting on the scaffolding bracket leaving both hands free for any other job

Complete with USB cable & magnet holder

### Charging of Battery


Battery can be recharged using standard USB cable provided with the light

### Charge Your Phone

Rechargeable and removable battery pack also doubles up as a power bank




**LED-550**  
10W COB



INTENSITY	100%	50%
LUMEN	1000	500
RUN TIME	3 hours	6 hours

### POWER SOURCE



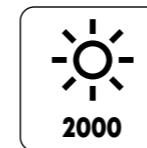
3.7V 4400 mAh

### ORDERING INFORMATION

CAT NR.	SIZE (L×H)		BOX QTY.
	(INCH)	(MM)	
LED/550	6-11/16 × 5	170 × 125	10




**LED-560**  
20W COB



INTENSITY	100%	50%
LUMEN	2000	1000
RUN TIME	3 hours	6 hours

### POWER SOURCE



7.4V 4400 mAh

### ORDERING INFORMATION

CAT NR.	SIZE (L×H)		BOX QTY.
	(INCH)	(MM)	
LED/560	7-9/32 × 5-1/2	185 × 140	8

Rubberised plastic corner protectors

Powerful COB light

Aluminium die cast body



Use magnetic base to attach to any metallic surface


Mounting bracket can be rotated 180°



Impact Resistant



In-built power banks to change mobile devices



86

## Worklight Dual Power

LED-670

LED-670T



Dual power worklight for use on construction sites, in general maintenance, workshops etc.

### Light Output

Single button controlled variable output. Simply push button to change from 50% to full 100% intensity

	LITHIUM ION BATTERY		AC SUPPLY
INTENSITY	100%	50%	100%
LUMEN	2800	1400	2800
RUN TIME	2 hours	4 hours	-

### Cool Light

Finned design reduces heating up of light

### Sturdy Construction

- IP 54 Rated**  
Protected against dust and effects of water spray from any direction
- IK 07 Rated**  
Impact-proof & corrosion resistant aluminium die cast housing in premium powder coated finish. Rubberised edge guards make the light resistant to shocks and vibration – common in on any jobsite

### Versatile Use

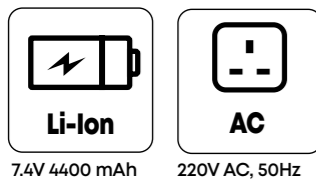
Can be used as:

- Free standing worklight with mounting bracket
- On magnetic base - removable magnetic base can be attached onto any metallic surface leaving both hands free
- On tripod stand to light overhead work or minimise shadows when directing the light downwards

### Charge Your Phone

Rechargeable and removable battery pack also doubles as a power bank


### DUAL POWER SOURCE



7.4V 4400 mAh    220V AC, 50Hz



LED-670 Worklight



LED-670T Telescopic Tripod Stand Mounting

1m - 1.68m  
(39-1/2" - 66")



Rechargeable Li-ion battery



In-built power bank to charge mobile devices



AC Supply



Portable



Mounting bracket pivots full 180° to focus light as required

### ORDERING INFORMATION


CAT NR.	DESCRIPTION	SIZE (LxHxD)		BOX QTY.
		(INCH)	(MM)	
LED/670	Worklight	9.5 x 10 x 5	24 x 26 x 13	4
LED/670T	Worklight complete with tripod	46 x (48 to 75-1/2) x 46	117 x (122 - 192) x 117	4



## 87

### Worklight Cable Reel

LED-800



**NEW!** CE  
RoHs  
IP54  
IK07

4000 lumens worklight with built-in cable reel

#### Sturdy Construction

- a. **IP 54 Rated**  
Protected against dust and effects of water spray from any direction
- b. **IK 07 Rated**  
Impact-proof aluminium die cast housing with polycarbonate lens will stand-up to tough jobsite conditions
- c. In-built handle for comfortable grip
- d. Complete with 5m (16ft) cable with a socket useful to connect multiple lights in series for higher illumination

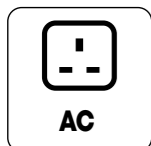
#### Versatile Use

- a. Free standing worklight with adjustable swivel stand
- b. Attached to any metallic surface using 4 super strong magnets at the back of light



Swivel stand


#### POWER SOURCE



220V AC, 50Hz



90° rotating COB light to focus beam as needed



4 Super strong magnets on the back



3000W Socket on one end, to connect multiple lights in series or use the socket to connect to a power tool



Dia. 12-1/64" (305 mm)

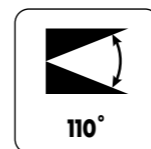

#### ORDERING INFORMATION

CAT NR.	PLUG TYPE	POWER SOURCE	BOX QTY.
LED/800/EU	EU	220V AC, 50Hz	1

## 88

### Site Lamp AC Powered

LED-602



**NEW!** CE  
RoHs  
IP65

Powerful 28 SMD portable light for use on construction sites, workshop etc.

#### Light Output

High quality output of 2100 lumen for maximum coverage of workspace

#### Cool Light

Finned design reduces heating up of light

#### Sturdy Construction

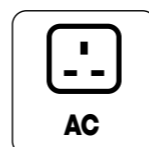
- a. **IP 65 Rated**  
Protected against dust and effects of pressure jets from any direction
- b. Corrosion resistant aluminium die-cast housing in premium powder coated finish
- c. High impact polycarbonate lens to withstand harsh job site conditions
- d. Complete with 4m (13') long power cord

#### Portable

Free standing steel stand with cushion grip and adjustable bracket makes it convenient to move light as required in the workspace

Easy Set-up and instant illumination

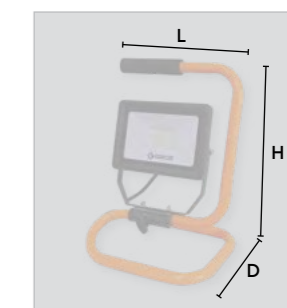
#### POWER SOURCE



220V AC, 50Hz

#### ORDERING INFORMATION


CAT NR.	PLUG TYPE	SIZE (LxHxD)		BOX QTY.
		(INCH)	(MM)	
LED/602/EU	EU Pin	9-1/16 x 14-3/16 x 8	230 x 360 x 205	8



89

## Site Lamp with Tripod AC Powered

LED-612



**NEW!** CE  
RoHS  
IP65

Powerful 2x30 SMD easy set up tower light for professional users on construction sites, workshops etc.

### Light Output


High quality output of 4200 lumen for maximum coverage of workspace

### Cool Light

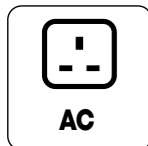
Finned design reduces heating up of light

### Sturdy Construction

- IP 65 Rated**  
Protected against dust and effects of pressure jets from any direction
- Corrosion resistant aluminium die cast housing in premium powder coated finish
- Telescopic stand can be extended from 0.8m - 1.72m (31 - 67 inch) to light overhead work or minimise shadows when casting light downwards
- Complete with 4m (13') long power cord



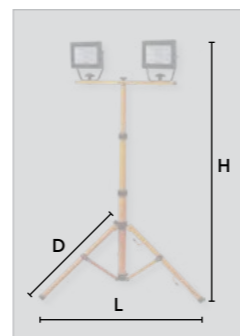
### POWER SOURCE



220V AC, 50Hz

### ORDERING INFORMATION

CAT NR.	PLUG TYPE	SIZE (LxHxD)		BOX QTY.
		(INCH)	(MM)	
LED/612/EU	EU Pin	37 x 68-3/32 x 37	940 x 1730 x 940	2



90

## Worklight 270° Swivelling with Magnetic Base

LED-621



**CREE** IP65

6 powerful LED's of 3W each

### Multiple Working Modes

High intensity, low intensity & SOS flashing

	RUN TIME	LUMEN
HIGH INTENSITY	3 hours	1000
LOW INTENSITY	10.5 hours	300
SOS FLASHING		

### Weather Proof Construction


- IP 65 Rated**  
Protected against dust and effects of low pressure water jets from any direction
- Corrosion resistant aluminium die cast construction in premium powder coated finish
- Free standing heavy duty magnetic base
- Sturdy polycarbonate lens to withstand the toughest of job site conditions

### Ideal For Portable Working

In maintenance, building, construction, mining jobs etc.



### POWER SOURCE





3.7V 6600 mAh

### ORDERING INFORMATION

CAT NR.	SIZE (LxHxD)		BOX QTY.
	(INCH)	(MM)	
LED/621	5-1/16 x 9-19/32 x 4	129 x 244 x 100	5



Finned design offers excellent heat dissipation



**NEW!** CE  
RoHS

**Twin-head light for endless applications; both indoors and outdoors**

**High Output**

Twin-heads deliver high quality and uniform illumination

Heads can be used separately or both together for all-around illumination

Single push-button controlled output

**Sturdy Construction**

Impact-resistant nylon body with protective TPR corners

Nylon handle swivels full 360° for adjustment as needed

Handle also doubles up as a stand for convenient placement on a flat surface

**Suitable for use in**

Automotive, Industrial, Construction, Camping etc.

**Available in two versions**

**a. LED/385**


Runs on 4 x AA drycell batteries (included)

**b. LED385RM**

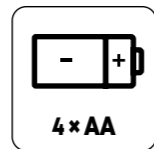
Runs on 3.7V 5000 mAh lithium polymer battery (included)



LED/385



POWER SOURCE



**Multiple Working Modes**

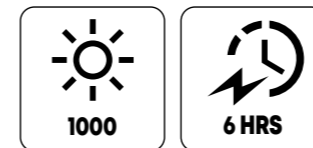
	1ST PRESS	2ND PRESS	3RD PRESS
	BOTH LIGHTS ON	LIGHT 1 ON	LIGHT 2 ON
LUMEN	1000	500	500
RUN TIME	3 hours	4 hours	4 hours

**ORDERING INFORMATION**

CAT NR.	BOX QTY.
LED/385	10



LED/385RM



POWER SOURCE



3.7V 5000 mAh

**Multiple Working Modes**

	1ST PRESS	2ND PRESS	3RD PRESS
	BOTH LIGHTS ON	LIGHT 1 ON	LIGHT 2 ON
LUMEN	1000	500	500
RUN TIME	3 hours	6 hours	6 hours

**ORDERING INFORMATION**

CAT NR.	BOX QTY.
LED/385RM	10



5V 1A USB output port to charge mobiles



Hands free magnet on swivel handle can also be used to affix light on any metal surface

**Swivel Handle**



**92**
**Worklight  
360° Rotating Hook**
**LED-390**

**NEW!** CE  
RoHs

**Multi-function, powerful worklight & top torch**
**Light Output**

High quality output of 160 lumen by main light &amp; focused illumination of 60 lumen by top torch

1ST PRESS	TOP TORCH ON
2ND PRESS	WORKLIGHT ON
3RD PRESS	ALL LIGHTS OFF

**Durable Construction**

- Impact proof & water resistant ABS body with rubber coating
- 360° rotating hook to suspend light leaving both hands free
- Integrated pocket/belt clip to conveniently store and carry light wherever you go
- Swivelling magnetic stand swivels up to 180° to adjust to required angle

**Hands Free Operation**


- Swivelling stand with super strong magnets to position light on any metallic surface
- Magnet on clip can also be used to affix light on any metal surface

**Charge Time**

3 hours. Indicated via LED display

**Charging of Battery**


Battery can be recharged using a standard USB cable provided with the light

**POWER SOURCE**


3.7V 1200 mAh

**ORDERING INFORMATION**

CAT NR.	SIZE (L×H×D)		BOX QTY.
	(INCH)	(MM)	
LED/390	6-7/64 × 1-37/64 × 1-11/64	155 × 40 × 30	50


**93**
**Worklight  
360° Swivel**
**LED-360**

 CE  
RoHs  
IP54  
IK07

Multi-function, powerful worklight &amp; spotlight in one

**Integrated**

- 7 SMD Worklight
- 3W LED Top Torch

**Light Output**

	LUMEN	RUN TIME	LUMEN	RUN TIME
INTENSITY	HIGH		LOW	
WORKLIGHT	350	3 hours	200	7 hours
TOP TORCH	120 lumen with a run time of 8 hours			

**Sturdy Construction**

- IP 54 Rated**  
Protected against dust and effects of water spray from any direction
- IK 07 Rated**  
Impact proof ABS body
- Sturdy polycarbonate lens to withstand the toughest of job site conditions
- Nylon hooks with ratcheting mechanism can be rotated full 360° for convenient placement of light

**Swivel & tilt design**

- Patented 360° swivel & tilt mechanism. Ball joint mechanism allows
- Swivelling of light full 360°
  - Tilt

**Hands Free Operation**

Three magnets; two on the rear of the light &amp; one on the end, can be attached to any metallic surface leaving both hands free

**Charging of Battery**

Battery can be recharged using standard USB cable provided with the light

**POWER SOURCE**


3.7V 2200 mAh

**ORDERING INFORMATION**

CAT NR.	SIZE (L×H×D)		BOX QTY.
	(INCH)	(MM)	
LED/360	10 × 2-9/32 × 1-57/64	254 × 58 × 48	12



94

## Worklight Intensity Control

LED-395



**NEW!** **RoHS**

### Multi-function, powerful worklight & top torch

#### Integrated

- a. 5W COB Mainlight
- b. 3W LED Top Torch

#### Light Output

User controlled output. Adjust light intensity of worklight and top torch by pressing on the + (increase) or - (decrease) buttons

Built-in memory function starts the light at the same intensity as when it was switched off

#### Durable Construction

- a. Impact proof & water resistant ABS body with rubber coating
- b. 360° rotating hook to suspend light leaving both hands free
- c. Integrated pocket/belt clip

#### Hands Free Operation

- a. Swivelling stand with super strong magnets to position light on any metallic surface
- b. Magnet on clip can also be used to affix light on any metal surface

#### Charging of Battery

Battery can be recharged using standard USB cable provided with the light

#### Charge Your Mobile Device

USB output port for use as power bank



#### Multiple Mode Output

	1ST PRESS	2ND PRESS
	TOP TORCH	WORKLIGHT
LUMEN	180	350
RUN TIME	4 hours	3 hours



USB output port to charge mobile devices

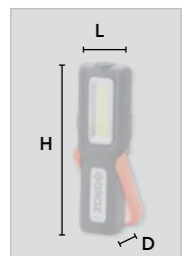
#### POWER SOURCE



3.7V 2000 mAh

#### ORDERING INFORMATION

CAT NR.	SIZE		BOX QTY.
	(INCH)	(MM)	
LED/395	7-9/32 × 2-3/8 × 1-17/64	185 × 60 × 32	50





95

## Worklight Intensity Control & Battery Display

LED-396



**NEW!** CE RoHS

**Multi-function, powerful worklight & top torch**

**Integrated**

- 10W COB Worklight
- 3W LED Top Torch

**Light Output**

User controlled output. Adjust light intensity of worklight and top torch by pressing ON/OFF buttons continuously

		LUMEN	RUN TIME
1ST PRESS	TOP TORCH	150	3-3.5 hours
2ND PRESS	WORKLIGHT	500	2-3 hours
3RD PRESS	CONTINUOUS RED LIGHT		
4TH PRESS	RED FLASHING		

**Durable Construction**

- Impact proof & water resistant ABS body with rubber coating
- Integrated pocket/belt clip

**Hands Free Operation**


- Swivelling magnetic stand with magnet to position light on any metallic surface
- Magnet on clip can also be used to affix light on any metal surface

**Charging of Battery**

Battery can be recharged using a standard USB cable provided with the light

**Charge Your Mobile Device**

USB output port for use as power bank




**Swivelling Magnetic Stand:** Swivel to adjust light to the required angle. Magnetic end to affix light on metallic surface for hands free use



USB output port to charge mobile devices

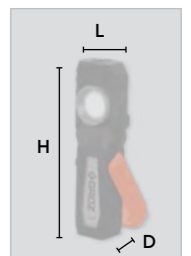
**POWER SOURCE**



3.7V 2000 mAh

**ORDERING INFORMATION**

CAT NR.	SIZE		BOX QTY.
	(INCH)	(MM)	
LED/396	6-21/32 × 1-47/64 × 1-11/32	169×44×34	20



96

## Worklight UV & Dual Charging

LED-376U



**NEW!** CE  
RoHS

**Multifunction, powerful worklight & UV spotlight in one.**

**Integrated**

- a. 10W COB Worklight
- b. 3W UV light

**Light Output**

User controlled output: Adjust intensity of both worklight & spotlight by pressing on the increase (+) or decrease (-) button

Built-in memory function starts the light at the same intensity as when it was switched off

		LUMEN	RUN TIME
1ST PRESS	UV SPOT LIGHT	-	4-5 hours
2ND PRESS	WORKLIGHT	550	3-15 hours
3RD PRESS	CONTINUOUS RED LIGHT		
4TH PRESS	RED FLASHING		

**Sturdy Construction**

- a. Impact proof ABS body with rubber coating
- b. Sturdy polycarbonate lens to withstand the toughest of job site conditions
- c. Nylon hook with 360° rotating action

**Swivel & tilt design**

Patented 360° swivel & tilt mechanism. Ball joint mechanism allows

- a. Swivelling of light full 360°
- b. Tilt

**Hands Free Operation**

Strong magnet on the base to mount light onto any metallic surface for hands free use

**Type C fast charging**

Wireless charging via

- a. Direct charging of light
- b. Docking station

**Charge Your Phone**

Rechargeable and removable battery pack also doubles up as a power bank



UV light for detecting engine oil leakage, gas leakage, crack in welding jobs in industrial, automotive, HVAC applications



Fully flexible 360° swivel & tilt design with unique ball joint



**Charge Your Mobile Device**  
USB output port for use as power bank

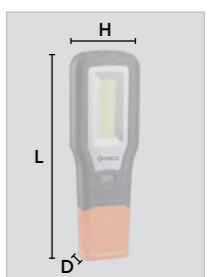
**POWER SOURCE**



3.7V 2000 mAh

**ORDERING INFORMATION**

CAT NR.	SIZE (LxHxD)		BOX QTY.
	(INCH)	(MM)	
LED/376U	7-13/16 x 2-1/2 x 1-1/8	198 x 63 x 29	10



97

## Folding Worklight Intensity Control

LED-185



**NEW!** CE RoHs

3 in 1 worklight with foldable design for difficult to reach & narrow workspaces

- Integrated**
- a. 4W COB Worklight
  - b. 2W SMD Spotlight
  - c. 0.5W SMD Top Torch with Magnetic pick-up

**COB Worklight**  
Smart design ensures user controlled output. Adjust light intensity of worklight and spot light by pressing and holding the power button

Magnetic Top torch doubles as a pick-up tool to reach out into narrow holes & crevices


- Sturdy Construction**
- a. Aluminium body with ABS coating making it robust and impact proof
  - b. Sturdy polycarbonate lens to withstand the toughest of job site conditions
  - c. **Compact Folding Design**  
Fold into a pocket-sized light

**Hands Free Operation**  
Super strong magnet on base help affix the light on any metallic surface leaving both hands free

**Unique Clamping Base**  
Unique spring loaded clamping base to mount on any work surface for hands free usage

**Charging of Battery**  
Type-C fast charging protected by rubberized bezel. Comes complete with USB cable. Charge indicated via 4 LED's, each showing 25% charge

**POWER SOURCE**



3.7V 2600 mAh

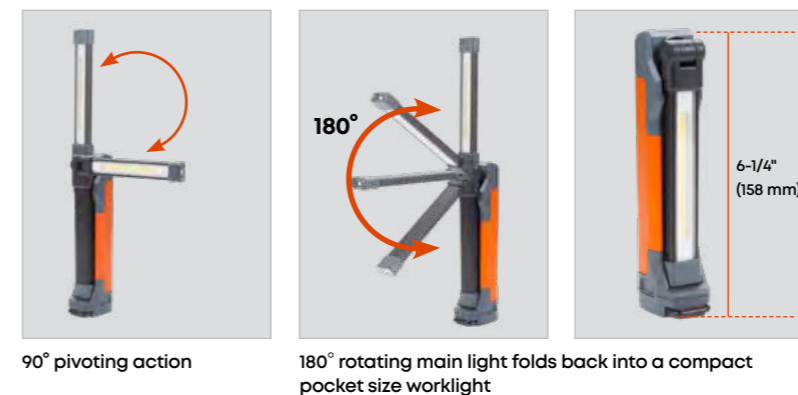
**ORDERING INFORMATION**

CAT NR.	SIZE (LxHxD)		BOX QTY.
	(INCH)	(MM)	
LED/185	1-13/16 x 6-1/4 x 1-7/32	46 x 158 x 31	12




**Multiple Mode Output**

	MODE 1			MODE 2
	1ST PRESS	2ND PRESS	3RD PRESS	DOUBLE PRESS
	MAIN WORKLIGHT	RED LIGHT	TOP TORCH	SPOTLIGHT
LUMEN	400	-	50	150
RUN TIME	3-10 hours	20 hours	40 hours	10 hours



Unique spring loaded clamping base to mount on any work surface



Magnetic Top torch doubles as a pick-up tool



## 98 Inspection Light Flexible LED-186



**NEW!** CE  
RoHs  
IP54  
IK07

**Integrated**  
Dual head worklight 5W COB on each side use both together or separately as needed

**User controlled output**  
Adjust light intensity from 50-500 lumens (on each light) by rotating knob

	1ST PRESS	2ND PRESS	3RD PRESS
	FRONT WORKLIGHT	BACK WORKLIGHT	BOTH LIGHTS
LUMEN	500	500	1000
RUN TIME	2-16 hours	2-16 hours	1-8 hours

**Sturdy Construction**

- a. **IP 54 Rated**  
Protected against dust and effects of water spray from any direction
- b. **IK 07 Rated**  
Impact proof ABS body
- c. Sturdy polycarbonate lens to withstand the toughest of job site conditions
- d. Nylon hook with ratcheting mechanism can be rotated full 360° for convenient placement of light as required
- e. Built-in magnet on top of the light to pickup small metallic parts

**Direct light as needed**

Heavy-duty flexible neck can be rotated & bent 360° horizontally & vertically

**Hands Free Operation**

Strong magnet on base for direct attachment on any metallic surface

**Charging of Battery**


- Type C fast charging protected by rubberized bezel.
- Charge indicated by 3 LED's, each showing 33% of battery



**ORDERING INFORMATION**

CAT NR.	SIZE (LxHxD)		BOX QTY.
	(INCH)	(MM)	
LED/186	16-21/32 x 2-37/64 x 1-3/4	423 x 65.5 x 44.5	10

**POWER SOURCE**



3.7V 2600 mAh



## 99 Inspection Lamp Unbreakable LED-345



CE

**Light Output**  
Single button controlled variable output

INTENSITY	HIGH	MEDIUM	LOW
LUMEN	650	400	200
RUN TIME	4 hours	6 hours	11 hours

In-built overcharge/discharge control with automatic cut-off enhances battery life & performance

**Construction**

- a. Lightweight yet rugged aluminium tubing with TPR grip makes it impact resistant
- b. 2 ratcheting hooks with 360° swivel movement

**Hands free usage**

Removable clamp with magnetic end to attach light to any metallic surface leaving both hands free

**Charging of Battery**

Battery can be recharged using standard USB cable provided with the light

Charging level indicators clearly marked

- a. **GREEN:** Full Charge
- b. **RED:** Charging in process



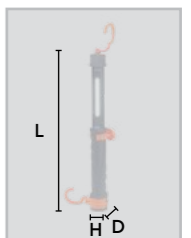
**POWER SOURCE**



3.7V 4400 mAh

**ORDERING INFORMATION**


CAT NR.	SIZE (LxHxD)		BOX QTY.
	(INCH)	(MM)	
LED/345	18 x 3-3/16 x 2-49/64	458 x 81 x 70	10





100


## Underhood Light Expandable


LED-351

  
**1000**

  
**48M / 157'**

  
**7 HRS**  
at lowest intensity

  
**4.5 HRS**

  
**60°**

CE  
RoHS



Super bright under-hood light for powerful illumination of the entire engine bay. Shines brighter, grips stronger & outlasts most other lights!

**15W COB Under-hood Light**  
3 powerful COB lamps of 5W each

**Light Output**  
Single button, user controlled light output

INTENSITY	HIGH	MEDIUM	LOW
NR. OF LAMPS USED	3	2	1
LUMEN	1000	700	350
RUN TIME	3 hours	5 hours	7 hours

### Sturdy Construction

- Aluminium extruded body with ABS coating
- Soft padded aluminium hooks resist wear and provide scratch proof grip. Large gripping surface provides larger contact for better positioning when mounting the light under-hood, undercarriage or elsewhere
- 3 light bulbs with sturdy polycarbonate lens to withstand the toughest of job site conditions
- Fully adjustable bulbs can be rotated 40° to provide optimum light angle to the job

### Expandable Length

1.2m -1.76m (47"-69")  
This covers wide cars & trucks, making it a perfect choice for mechanics working in automotive shops or fleet maintenance

### Charging of Battery

Battery can be recharged using in-built USB charging port

Complete with 5' long cable for uninterrupted charging even when light is in use & AC power adaptor



USB charging port with LED charge indicators



Light bulbs pivot independently to direct light as needed


### POWER SOURCE



3.7V 5200 mAh

### ORDERING INFORMATION

CAT NR.	SIZE (LxHxD)		BOX QTY.
	(INCH)	(MM)	
LED/351	47 x 3 x 2-3/8	1210 x 75 x 60	1



101

## Underhood Light Magnetic Ends

LED-355



**NEW!** CE RoHS IK07

Slim & compact 10W COB underhood light, shines brighter & lasts longer

### Light Output


Single button, user controlled light output

	1ST PRESS	2ND PRESS
	HIGH	LOW
LUMEN	1000	400
RUN TIME	2 hrs	5 hrs



### Sturdy Construction

- IK07 Rated**  
Impact resistant ABS body built to withstand the toughest environments
- 360° swivelling hooks resist wear and provide a scratch-proof grip
- Sturdy polycarbonate lens withstands tough jobsite conditions
- Light can be rotated easily to direct beam on the job, as required




Hands free: Strong magnets on both ends attach onto metallic surfaces leaving both hands free

### Hands Free Operation

Strong magnets on both ends for easy attachment on any metallic surface leaving both hands free.

### Charging of Battery

- Type-C fast charging protected by rubberized bezel.
- Charge indicated via 4 LED's, each showing 25% charge



Type C Charging Port

360° Swivelling Hooks

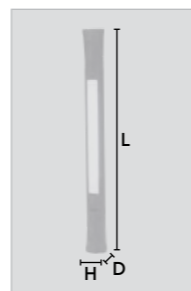
### POWER SOURCE



7.4V 2600 mAh

### ORDERING INFORMATION

CAT NR.	SIZE (LxHxD)		BOX QTY.
	(INCH)	(MM)	
LED/355	19-11/16 x 1-31/32 x 1-39/64	500 x 50 x 41	10



102

## Spotlight Waterproof

LED-402



**CREE** CE RoHS IP67

### 7W LED handheld spotlight & worklight

7W CREE® LED, Xm-L2

### Light Output

High quality, super-bright, focussed, user controlled multiple mode output

- IP 67 Rated**  
Protected against dust & effects of water immersion upto 1 metre
- Designed to float**
- Shock proof & lightweight ABS body, rubber head & ergonomic TPR grip
- Shock-proof polycarbonate lens
- Waterproof trigger to control light modes
- Integrated fold out stand converts hand-held spot light into a worklight
- Lanyard with SOS whistle

### Charging of Battery

- AC supply  
Charge Time: 4-5 hours
- Cigarette Charger  
Charge Time: 3-4 hours

	1ST PRESS	2ND PRESS	3RD PRESS	4TH PRESS & HOLD
TYPE	HIGH INTENSITY	LOW INTENSITY	SOS FLASHING	RED FLASHING
LUMEN	700	350	○○○○○○○○	○○○○○○○○
RUN TIME	2 hrs	4.5 hrs	○○○○○○○○	○○○○○○○○



### POWER SOURCE



3.7V 2200 mAh



Floats in water



Integrated fold out stand converts hand held spotlight into a worklight

### ORDERING INFORMATION


CAT NR.	BOX QTY.
LED/402	10



103

## Pen Light UV and Laser

LED-175



**NEW!** CE RoHs

### Power Packed Pen Light

#### Integrated

- a. 5W COB mainlight
- b. 3W LED spotlight
- c. UV light (365nm)
- d. Laser Pointer

#### Light Output

User controlled output. Adjust light intensity of spotlight, mainlight & UV light by pressing & holding power button. Double press the laser ON/OFF button to activate the laser beam

	1ST PRESS	2ND PRESS	3RD PRESS	4TH DOUBLE PRESS
	SPOTLIGHT	MAINLIGHT	UV LIGHT	LASER LIGHT
LUMEN	140	450	-	-
RUN TIME	3 hours	2.5 hours	-	-

#### Durable Construction

- a. Aluminum body with military grade anodised coating for enhanced durability.
- b. Integrated Pocket Clip adjustable 120° for directing light in desired direction.
- c. Magnet on clip can be used to affix light on any metallic surface


#### Built-in memory function

Starts light at the same intensity as when it was switched off

#### Charging of Battery

Battery can be recharged using a standard Type C cable provided with the light

#### POWER SOURCE



Li-ion

3.7V 800 mAh

#### ORDERING INFORMATION

CAT NR.	SIZE (L×H×D)		BOX QTY.
	(INCH)	(MM)	
LED/175	6-1/2 × 29/32 × 29/32	165 × 23 × 23	20




UV light for crack detection in industrial, automotive, HVAC applications & inspection purposes



Can be attached onto any metallic surface leaving both hands free



SCAN TO WATCH



104

## Penlight

LED-335



CE RoHs

### Super bright, dual function portable worklight & top torch

#### Integrated

- a. 3W COB Worklight
- b. 1W LED Top Torch

#### Light Output

High quality output in different modes

	MAIN LIGHT		TOP TORCH	
	LUMEN	RUN TIME	LUMEN	RUN TIME
FULL INTENSITY	180	3 hours	65	2 hours

#### Light Weight & Durable Construction

- c. Impact proof & water resistant ABS body with rubber coating
- d. Integrated Pocket Clip

#### Hands Free Use

Magnet on clip can be used to affix light on any metal surface

#### POWER SOURCE



Li-ion

3.7V 800 mAh




85° Adjustable Pocket Clip with magnet to hook onto any magnetic surface

#### ORDERING INFORMATION

CAT NR.	SIZE (L×H×D)		BOX QTY.
	(INCH)	(MM)	
LED/335	7-9/32 × 1-25/64 × 13/16	185 × 35 × 20	50



SCAN TO WATCH



## 105 Penlight Pivoting Head

LED-160



CE  
RoHS  
IP54

Slim pen light designed for the professional user

### Light Output

Multiple modes with just the press of a button

### Robust Construction

- a. IP 54 Rated
  - Protected against dust and effects of water spray from any direction
- b. Robust aluminium body with military grade anodised coating for enhanced durability
- c. Non-slip knurled grip
- d. Integrated pocket clip for easy and safe portability

### Unique L-Head Design

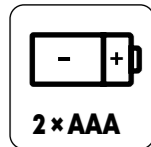
Head can be turned 90° giving the user freedom to direct light beam as required

### Hands Free Operation

Super strong magnet at the rear end can be affixed onto any metallic surface leaving both hands free

Runs on 2 x AAA drycell batteries

### POWER SOURCE



2 x AAA

(not included)

### Multiple Mode Output

	1ST PRESS	2ND PRESS	3RD PRESS & HOLD	4TH PRESS
	HIGH INTENSITY	LOW INTENSITY	QUICK FLASHING	SOS FLASHING
LUMEN	150	60		
RUN TIME	2.5 hrs	8 hrs		

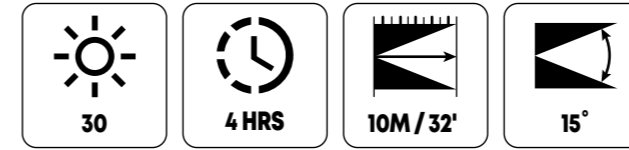
### ORDERING INFORMATION

CAT NR.	SIZE (LxHxD)		BOX QTY.
	(INCH)	(MM)	
LED/160	6 x 19/32 x 45/64	152 x 15 x 17.5	36



## 106 Pick-Up Light Telescopic

LED-131



### Dual Purpose Light

High quality 0.5W flashlight with magnetic telescopic pick up

### Light Output

Focussed light beam of 30 lumen helps reach out in dark areas

### Robust Construction

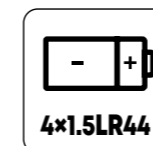
- a. Durable aluminium body
- b. Flexible telescopic design to reach out into narrow holes & crevices
- c. Magnet at the front end to pick up small metallic parts
- d. Adjustable focus to direct light beam as per need
- e. Integrated pocket

### Hands Free Use

Magnet at the rear end of light can be affixed onto any metallic surface leaving both hands free

Runs on 4 x 1.5LR44 drycell batteries (included)

### POWER SOURCE



4x1.5LR44

### ORDERING INFORMATION

CAT NR.	BOX QTY.
LED/131	50



USB Charging: Simply connect the light to wall charger, laptop etc. for convenient charging





## 107 Flashlight Rechargeable

LED-150



CE  
RoHS

Featuring COB technology, the flashlight delivers high output with uniform and even illumination

### Durable Construction

- Impact proof and water resistant ABS body with rubber coating
- 360° rotating hook to position light in any direction
- Integrated pocket/belt clip to conveniently store and carry the light
- Swivelling magnetic stand with strong magnet to position at any angle on a metallic surface

### Charge your Mobile Devices


Output port for use as power bank

### Charging of Battery

Battery can be recharged using a standard USB cable provided with the light



### POWER SOURCE



3.7V 1800 mAh



**Power Bank**  
5V 1 Amp USB output port for use as power bank

### ORDERING INFORMATION

CAT NR.	SIZE (LxHxD)		BOX QTY.
	(INCH)	(MM)	
LED/150	2-3/8 x 1-3/8 x 4-27/32	60 x 35 x 123	20



## 108 Flashlight Slim Pocket Size

LED-140



CE  
RoHS

Handy pocket flashlight

### Durable Construction

- Impact proof & water resistant ABS body in matte black finish
- Integrated pocket clip

### Hands Free Operation


Magnet on clip can also be used to affix light on any metal surface



### HANDS FREE USE

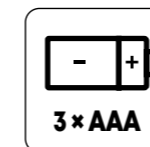


Can be hooked onto a pocket or belt for easy mobility & hands free use



Magnetic clip to attach light to any metallic surface for hands free usage

### POWER SOURCE



### ORDERING INFORMATION

CAT NR.	SIZE (LxHxD)		BOX QTY.
	(INCH)	(MM)	
LED/140	4-11/32 x 1-3/16 x 23/32	110 x 55 x 21	24



109

## Headlamp Rechargeable With Hand Sensor

LED-220



**NEW!** CE RoHs

Powerful 3W COB head lamp

User controlled multiple modes

	NORMAL MODE			SENSOR MODE
	1ST PRESS	2ND PRESS	3RD PRESS	PRESS & HOLD
	High Intensity	Low Intensity	Quick Flashing	High Intensity
LUMEN	150	35	○○○○○○○○	150
RUN TIME	4 hours	12 hours		4 hours



### Innovative & Unique Design

- Detachable Design: Light can be separated from head band and used as a worklight
- In-built sensor function with hands free ON/OFF. Wave to activate/deactivate light

### Ergonomic Construction

- Impact proof ABS
- Black woven head band with built-in protection pad
- Light attached to head band with a strong & powerful magnet
- Light can be easily rotated to focus at required angle

### Charging of Battery

Battery can be recharged using a standard USB cable provided with the light

### POWER SOURCE



3.7V 2200 mAh



**Detachable Design**  
The light is attached to the head band with the help of a magnet



Rotate light to focus at required angle



### ORDERING INFORMATION

CAT NR.	BOX QTY.
LED/220	24

110

## Headlamp Dual Mode & Hand Sensor

LED-225



**NEW!** CE RoHs

Integrated

- 3W COB Floodlight
- 4W LED Spotlight

User controlled multiple mode

	1ST PRESS	2ND PRESS	3RD PRESS	4TH PRESS
	LED SPOTLIGHT		COB FLOODLIGHT	LED+COB COMBINATION
	HIGH INTENSITY	LOW INTENSITY	HIGH INTENSITY	HIGH INTENSITY
LUMEN	400	120	200	500
RUN TIME	2 hours	10 hours	4 hours	1.2 hours



### Innovative & Unique Design

- Detachable Design: Light can be separated from head band and used as a Worklight
- Smart design ensures user controlled output. Adjust light intensity in all modes by simple press and hold of the power button

### Sturdy Construction

- Impact proof ABS
- Black woven head band with built-in protection pad
- Light attached to head band with a strong & powerful magnet

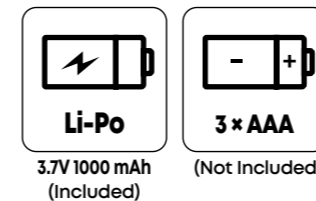
### Dual Power Source

Never run out of power - Use with the inbuilt rechargeable battery or insert dry cell batteries to keep the light on.

### Charging of Battery

Charge light directly or just the lithium power batteries separately

### POWER SOURCE



### ORDERING INFORMATION

CAT NR.	BOX QTY.
LED/225	25



**Detachable Design**  
The light is attached to the head band with the help of a magnet



Rotate light to focus as required



## T11 Headlamp Strip Light with Sensor LED-250



**NEW!**

### Up your visibility game!

Engineered for versatility, this multi-mode headlamp lights up all directions over long distances

### Integrated:

- 5W COB wide angle Floodlight
- 3W LED Spotlight

### Light Output

Front COB LED panel for ultra-view flood beam giving 230° coverage and side spotlight for lighting up distances upto 45m/150'.

Single button controlled output in multiple modes

	1ST PRESS	2ND PRESS	3RD PRESS	4TH PRESS & HOLD	PRESS & HOLD
	COB LIGHT		SPOTLIGHT		
	HIGH INTENSITY COB	LOW INTENSITY COB	HIGH INTENSITY LED	LOW INTENSITY LED	QUICK FLASHING
LUMEN	350	150	150	60	-
RUN TIME	2.5 hrs	5 hrs	4 hrs	7 hrs	1.5 hrs



Hands Free Sensor: Wave to activate/deactivate light

### Sensor Function

In-built sensor function for hands free ON/OFF of light. Wave to activate/deactivate light. Sensor can be activated in all modes

### Durable Construction

Impact resistant construction: withstands falls upto 2m (6.5'). Highly Durable and stretchable headband.

### Charging of battery

Type-C fast charging, protected by a rubber bezel.

### POWER SOURCE



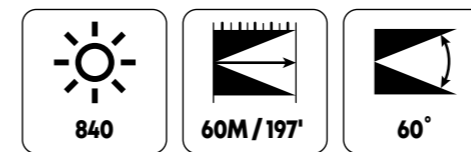
3.7V 1200 mAh

### ORDERING INFORMATION

CAT NR.	BOX QTY.
LED/250	40



## T12 Floodlight 12W LED-505



**CREE**  
CE  
RoHS  
IP67

### 12W LED Floodlight

4 Powerful LED's of 3W each

### Light Output

High quality output of 840 lumen with a spread of 60° over a distance up to 60 meter

### Weather Proof Construction

- IP67 Rated**  
Protected against dust and effects of water immersion up to 1 meter
- Corrosion resistant aluminium die cast construction in premium powder coated finish
- Sturdy polycarbonate lens to withstand the toughest of job site conditions
- Corrosion resistant stainless steel bracket

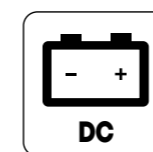
Complete with 8" (200 mm) DC power cord

### Ideal for Outdoor Use

Use on off-road vehicles, construction equipment, tractors, farm machinery, service vans, on mining sites etc.



### POWER SOURCE




10V - 30V



### ORDERING INFORMATION

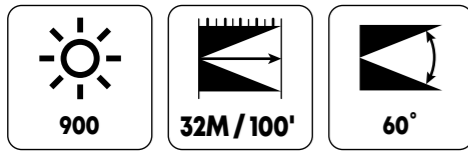
CAT NR.	SIZE (LxHxD)		BOX QTY.
	(INCH)	(MM)	
LED/505	3-5/32 x 3 x 3-7/32	80   75   82	20



## 113 Floodlight 15W

LED-501

LED-502



CE  
RoHS  
IP67

**15W LED Floodlight**  
5 powerful LED's of 3W each

**Light Output**  
High quality output of 900 lumen with a powerful flood spread of 60° over a distance up to 10 meter

- Weather Proof Construction**
- IP 67 Rated**  
Protected against dust and effects of water immersion up to 1 meter
  - Corrosion resistant aluminium
  - die-cast construction in premium powder coated finish
  - Sturdy polycarbonate lens to withstand the toughest of job site conditions
  - Corrosion resistant stainless steel bracket

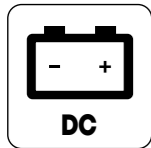
Complete with 20" (500mm) DC power cord

Available as a single piece or set of two


**Ideal for Outdoor Use**  
Use on off-road vehicles, construction equipment, tractors, farm machinery, service vans, on mining sites etc.



**POWER SOURCE**



10V - 30V

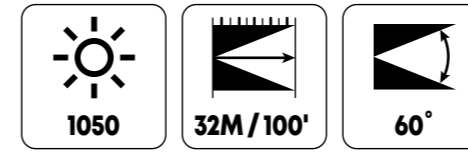


**ORDERING INFORMATION**

CAT NR.	DESCRIPTION	SIZE (LxHxD)		BOX QTY.
		(INCH)	(MM)	
LED/501	Single Piece	3-11/32 x 3-11/32 x 1-3/8	85 x 85 x 35	27
LED/502	Set of Two	3-11/32 x 3-11/32 x 1-3/8	85 x 85 x 35	13

## 114 Floodlight 15W Compact

LED-501S



**NEW!**  
CE  
RoHS  
IP67

**15W LED Floodlight**  
5 powerful LED's of 3W each

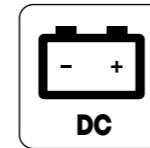
**Light Output**  
High quality output of 1050 lumen with a powerful flood spread

- Weather Proof Construction**
- IP 67 Rated**  
Protected against dust and effects of water immersion up to 1 meter
  - Corrosion resistant aluminium die-cast construction in premium powder coated finish
  - Sturdy polycarbonate lens to withstand the toughest of job site conditions
  - Corrosion resistant stainless steel bracket

**Ideal for Outdoor Use**  
Use on off-road vehicles, construction equipment, tractors, farm machinery, service vans, on mining sites etc.



**POWER SOURCE**



10V - 30V

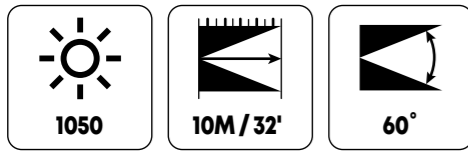
**ORDERING INFORMATION**

CAT NR.	SIZE (LxHxD)		BOX QTY.
	(INCH)	(MM)	
LED/501S	2-29/32 x 2-29/32 x 1-3/8	74 x 74 x 35	27



## T115 Floodlight 15W Super Cool

LED-520



IP67


**15W LED Floodlight**  
5 powerful LED's of 3W each

**Light Output**  
Super cool light offers high quality output of 1050 lumen with a powerful flood spread of 60° over a distance up to 10 meter

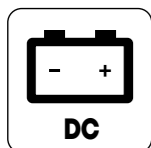
- Weather Proof Construction**
- IP 67 Rated**  
Protected against dust and effects of water immersion up to 1 meter
  - Corrosion resistant aluminium die-cast construction in premium powder coated finish
  - Sturdy polycarbonate lens to withstand the toughest of job site conditions
  - Tight rubber sealing prevents ingress of dust and moisture
  - Corrosion resistant stainless steel bracket

Complete with 20" (500mm) DC power cord


**Ideal for Outdoor Use**  
Use on off-road vehicles, construction equipment, tractors, farm machinery, service vans, on mining sites etc.



**POWER SOURCE**



12V - 60V

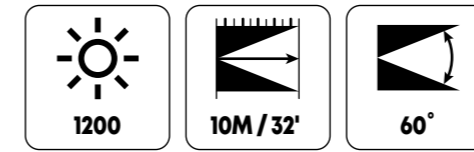


**ORDERING INFORMATION**

CAT NR.	SIZE (LxHxD)		BOX QTY.
	(INCH)	(MM)	
LED/520	4 x 4-13/16 x 1-7/8	101 x 122 x 48	12

## T116 Floodlight 18W Super Cool

LED-530



CREE  
IP67

**The most versatile floodlight for any application**

**18W LED Floodlight**  
6 powerful LED's of 3W each

**Light Output**  
Super cool light offers high quality output of 1200 lumen with a powerful flood spread of 60° over a distance up to 10 meter

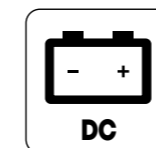
- Weather Proof Construction**
- IP67 Rated**  
Protected against dust and effects of water immersion up to 1 meter
  - Corrosion resistant aluminium die-cast construction in premium powder coated finish
  - Sturdy polycarbonate lens to withstand the toughest of job site conditions
  - Tight rubber sealing prevents ingress of dust and moisture
  - Corrosion resistant stainless steel bracket

Complete with 20" (500mm) DC power cord

**Ideal for Outdoor Use**  
Use on off-road vehicles, construction equipment, tractors, farm machinery, service vans, on mining sites etc.



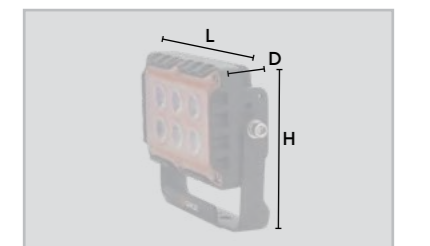
**POWER SOURCE**



12V - 60V



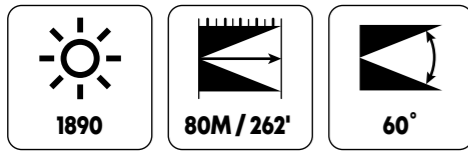
Directs light beam to required direction



**ORDERING INFORMATION**

CAT NR.	SIZE (LxHxD)		BOX QTY.
	(INCH)	(MM)	
LED/530	4-9/32 x 5 x 1-21/32	109 x 127 x 42	12

## 117 Floodlight 27W LED-512



High output, super bright illumination over long distances

**27W LED Floodlight**  
9 powerful LED's of 3W each

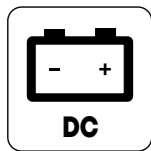
**Light Output**  
High quality output of 1890 lumen with a powerful flood spread of 60° over a distance up to 80 meter

- Weather Proof Construction**
- IP 67 Rated**  
Protected against dust and effects of water immersion up to 1 meter
  - Corrosion resistant aluminium die- cast construction in premium powder coated finish
  - Sturdy polycarbonate lens to withstand the toughest of job site conditions
  - Corrosion resistant stainless steel bracket

Complete with 18" (450mm) DC power cord

**Ideal for Outdoor Use**  
Use on off-road vehicles, construction equipment, tractors, farm machinery, service vans, on mining sites etc.

**POWER SOURCE**



9V - 32V

**ORDERING INFORMATION**

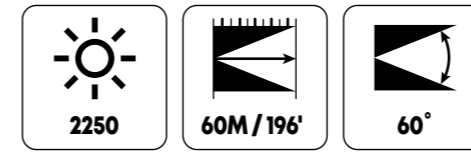
CAT NR.	SIZE (LxHxD)		BOX QTY.
	(INCH)	(MM)	
LED/512	4-1/4 x 4-1/4 x 2-27/32	108 x 108 x 72	20



**CREE**  
**CE**  
**RoHs**  
**IP67**



## 118 Floodlight 30W LED-545



High output super bright floodlight for 'On-the-Go' use

**30W LED Floodlight**  
6 powerful LED's of 5W each

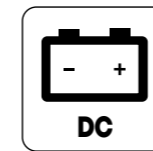
**Light Output**  
High quality output of 2250 lumen with a powerful flood spread of 60° over a distance up to 60 meter

- Weather Proof Construction**
- IP 67 Rated**  
Protected against dust and effects of water immersion up to 1 meter
  - Corrosion resistant aluminium die- cast construction in premium powder coated finish
  - Sturdy polycarbonate lens to withstand the toughest of job site conditions
  - Corrosion resistant stainless steel bracket

Complete with 8" (200mm) DC power cord

**Ideal for Outdoor Use**  
Use on off-road vehicles, construction equipment, tractors, farm machinery, service vans, on mining sites etc.

**POWER SOURCE**



9V - 32V

**ORDERING INFORMATION**

CAT NR.	SIZE (LxHxD)		BOX QTY.
	(INCH)	(MM)	
LED/545	6 x 2-1/16 x 2-9/32	150 x 52.5 x 56	20



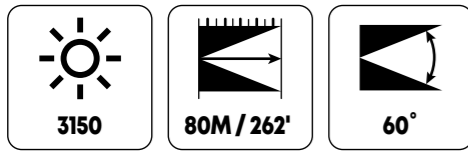
**CREE**  
**CE**  
**RoHs**  
**IP67**



**119**

## Floodlight 45W

LED-541



CE  
RoHs  
IP67

High output super bright floodlight for long distance visibility

### 45W LED Floodlight

15 powerful LED's of 3W each

### Light Output

High quality output of 3150 lumen with a powerful flood spread of 60° over a distance up to 80 meter

### Weather Proof Construction

- IP 67 Rated**  
Protected against dust and effects of water immersion up to 1 meter
- Corrosion resistant aluminium die-cast construction in premium powder coated finish
- Sturdy polycarbonate lens to withstand the toughest of job site conditions
- Corrosion resistant stainless steel bracket

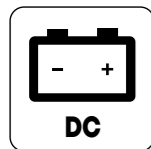
Complete with 18" (450mm) DC power cord

### Ideal for Outdoor Use

Use on off-road vehicles, construction equipment, tractors, farm machinery, service vans, on mining sites etc.



### POWER SOURCE



9V - 32V



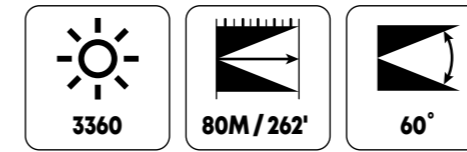
### ORDERING INFORMATION

CAT NR.	SIZE (LxHxD)		BOX QTY.
	(INCH)	(MM)	
LED/541	6-7/32 x 3-23/32 x 3	158 x 95 x 75	12

**120**

## Floodlight 48W

LED-515



CE  
RoHs  
IP67

Brightest floodlight on site

### 48W LED Floodlight

16 powerful LED's of 3W each

### Light Output

High quality output of 3360 lumen with a powerful flood spread up to 60° wide and over a distance up to 80 meter

### Weather Proof Construction

- IP 67 Rated**  
Protected against dust and effects of water immersion up to 1 meter
- Corrosion resistant aluminium die-cast construction in premium powder coated finish
- Sturdy polycarbonate lens to withstand the toughest of job site conditions
- Corrosion resistant stainless steel bracket

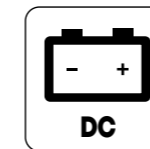
Complete with 18" (450mm) DC power cord

### Ideal for Outdoor Use


Use on off-road vehicles, construction equipment, tractors, farm machinery, service vans, on mining sites etc.



### POWER SOURCE



9V - 32V




### ORDERING INFORMATION

CAT NR.	SIZE (LxHxD)		BOX QTY.
	(INCH)	(MM)	
LED/515	4-1/4 x 5-13/32 x 2-27/32	108 x 138 x 72	20

## 121 Light Bar 36W

LED-701



CREE  
CE  
RoHs  
IP67

**36W LED Light Bar**  
12 powerful LED's of 3W each

**Light Output**  
High quality output of 2520 lumen

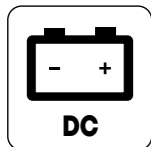
**Combination Beam**  
Floodlight & spotlight in one; powerful flood spread & concentrated bright spot illumination are ideal for projecting light to long distances & keeping surrounding areas bright

- Weather Proof Construction**
- IP 67 Rated**  
Protected against dust and effects of water immersion up to 1 meter
  - Corrosion resistant aluminium extruded housing in premium powder coated finish
  - Sturdy polycarbonate lens to withstand the toughest of job site conditions

Complete with 20" (500mm) DC power cord

**Ideal for Outdoor Use**  
Use on off-road vehicles, roof top of ATV's, UTV's, construction equipment, tractors, farm machinery, SUV's etc

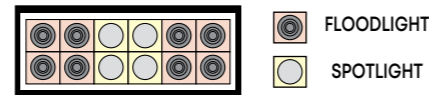
**POWER SOURCE**



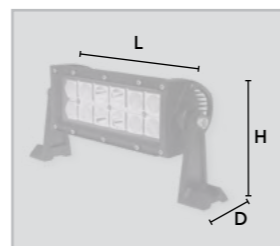
10V - 30V



**COMBINATION BEAM**



	FLOODLIGHT	SPOTLIGHT	FLOODLIGHT
	60°	30°	60°
	100M (328')	200M (656')	100M (328')




**ORDERING INFORMATION**

CAT NR.	SIZE (LxHxD)		BOX QTY.
	(INCH)	(MM)	
LED/701	8 x 4-17/32 x 3-11/32	204 x 115 x 85	12

## 122 Light Bar 72W

LED-711



CREE  
CE  
RoHs  
IP67

**72W LED Light Bar**  
24 powerful LED's of 3W each

**Light Output**  
High quality output of 5040 lumen

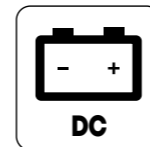
**Combination Beam**  
Floodlight & spotlight in one; powerful flood spread & concentrated bright spot illumination are ideal for projecting light to long distances & keeping surrounding areas bright

- Weather Proof Construction**
- IP 67 Rated**  
Protected against dust and effects of water immersion up to 1 meter
  - Corrosion resistant aluminium extruded housing in premium powder coated finish
  - Sturdy polycarbonate lens to withstand the toughest of job site conditions

Complete with 20" (500mm) DC power cord

**Ideal for Outdoor Use**  
Use in mining applications, on off-road vehicles, roof top of ATV's, UTV's, construction equipment, tractors, farm machinery, SUV's etc.

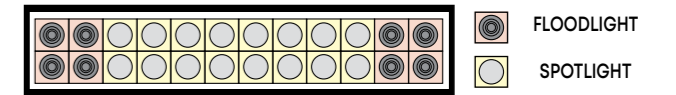
**POWER SOURCE**



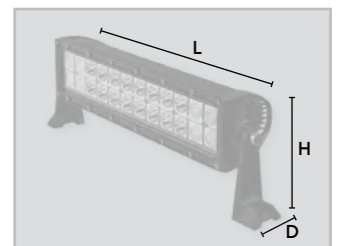
10V - 30V



**COMBINATION BEAM**



	FLOODLIGHT	SPOTLIGHT	FLOODLIGHT
	60°	30°	60°
	100 (328')	200 (656')	100 (328')



**ORDERING INFORMATION**


CAT NR.	SIZE (LxHxD)		BOX QTY.
	(INCH)	(MM)	
LED/711	14 x 4-17/32 x 3-11/32	357 x 115 x 85	12



# 123

## Light Bar 120W

LED-721



### 120W LED Floodlight

40 powerful LED's of 3W each

### Light Output

High quality output of 8400 lumen

### Combination Beam

Floodlight & spotlight in one; powerful flood spread & concentrated bright spot illumination are ideal for projecting light to long distances & keeping surrounding areas bright

### Weather Proof Construction

#### a. IP 67 Rated

Protected against dust and effects of water immersion up to 1 meter

b. Corrosion resistant aluminium extruded housing in premium powder coated finish

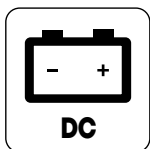
c. Sturdy polycarbonate lens to withstand the toughest of job site conditions

Complete with 20" (500mm) DC power cord

### Ideal for Outdoor Use

Use in mining applications, on off-road vehicles, roof top of ATV's, UTV's, construction equipment, tractors, farm machinery, SUV's etc

### POWER SOURCE



10V - 30V

### ORDERING INFORMATION

CAT NR.	SIZE (LxHxD)		BOX QTY
	(INCH)	(MM)	
LED/721	22-1/8 x 4-17/32 x 3-11/32	562 x 115 x 85	6

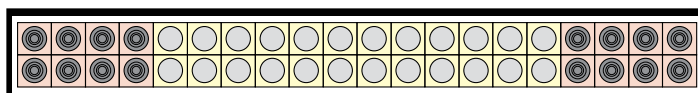
CREE

CE  
RoHS  
IP67



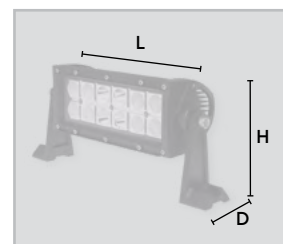
270°  
Rotation

### COMBINATION BEAM



FLOODLIGHT  
 SPOTLIGHT

	FLOODLIGHT	SPOTLIGHT	FLOODLIGHT
	60°	30°	60°
	100 (328')	200 (656')	100 (328')





03

**FLUID  
HANDLING**

**124**

## The Ultimate Lever Grease Gun

**K45**


High capacity - high output lever grease gun

### Reduce greasing time to one-half

30% larger dia pistons pushes out 50% more grease /stroke than regular guns

Aluminum die cast head fitted with bulk loader valve

Heavy gauge drop resistant steel barrel in premium metallic powder coated finish

### Variable Stroke

Convenient greasing in tight spaces with limited movement of handle

High compression spring for removing air pockets from grease

Fully serviceable with no riveted parts

Works with NLGI 1, 2 & 3 greases

### Complete with

150 mm rigid steel extension & 3 jaw coupler

### ORDERING INFORMATION

CAT NR.	CAPACITY		BOX QTY.
	BULK		
G19R/N	650 gms		16

**5 YEAR WARRANTY**

**125**

## Lever Grease Gun Heavy Duty

**G1-HD**


Designed for heavy industrial applications

Solid aluminium grease gun head fitted with air bleeder & bulk loader valves

1.2 mm thick steel barrel with heavy duty follower spring, CNC machined head & rolled threads for fast & easy reloading

### Unique Lock Lever Mechanism

Allows user to easily lock plunger rod in any position

### Variable Stroke

Convenient greasing in tight spaces with limited movement of handle

Resists back pressure, especially useful in chain tightening of earth moving equipment

### Complete with

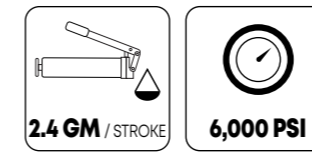
150 mm rigid steel extension & 4 jaw coupler

### ORDERING INFORMATION

CAT NR.	CAPACITY		BOX QTY.
	BULK	CARTRIDGE	
G1R/HD/B	500 gms	400 gms	16


**126**

## Lever Grease Gun Dual Piston

**G2**


The high output greasing solution for applications requiring voluminous and frequent greasing

### Built Tough

- Dual piston design 3X output of grease per stroke
- Barrel with 0.049" (1.2 mm) wall thickness
- Heavy duty follower spring
- High tolerance CNC machined Aluminium die-cast head with air release valve
- Rolled threads for quick and easy reloading

### Reduce Greasing Time To One-Third

Dual piston mechanism results in triple output per stroke reducing greasing time to one-third

### No Loss of Prime

Dual inlet of grease ensures that gun does not lose prime

### Convenience of Use

Even in extreme cold weather conditions

### Available in 2 choices

- 6" (150 mm) bent steel extension and coupler
- 12" (300 mm) x 0.33" (8.5 mm) flexible hose & coupler

**3X ADVANTAGE**  
 Reduce Greasing Time To One-Third!


### ORDERING INFORMATION

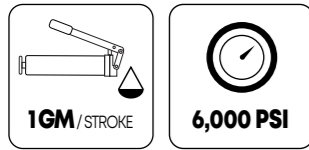
CAT NR.	CAPACITY		BOX QTY.
	BULK	CARTRIDGE	
G2R/B	500 gms	400 gms	16



SCAN TO WATCH

**127 Lever Grease Guns Heavy Duty - V Series**

**VI-HD**



**VIR/HD/CP/B**

**VIR/HD/BL/B**

Professional model - ideal for lubrication in automotive workshops, agricultural & light industrial application

Aluminium die cast grease gun head with built-in air bleeder valve

Robust steel barrel with knurling for firm grip

Heavy duty handle with ergonomic non slip soft rubber grip

**Complete with**

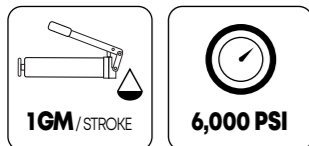
150 mm rigid steel extension & 4 jaw coupler

**ORDERING INFORMATION**

CAT NR.	FINISH	CAPACITY		BOX QTY.
		BULK	CARTRIDGE	
VIR/HD/CP/B	Zinc Plated	500 gms	400 gms	16
VIR/HD/BL/B	Powder Coated	500 gms	400 gms	16

**128 Lever Grease Gun 'V' Series**

**VI**



21st century design – ideal combination of superior quality & value price

Suitable for use in general lubrication & daily maintenance work

Aluminium die cast grease gun head with built-in air release valve

Soft rubber grip on lever handle for comfortable operation

Durable powder coated finish

**Complete with**

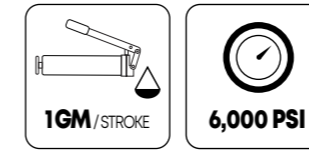
150 mm rigid steel extension & 4 jaw coupler

**ORDERING INFORMATION**

CAT NR.	CAPACITY		BOX QTY.
	BULK	CARTRIDGE	
VIR/B	500 gms	400 gms	16

**129 Lever Grease Gun Super Value**

**G1**



Most popular value priced grease gun - for general purpose lubrication across all sorts of applications

Drop resistant steel head with a bulk loader valve

Soft rubber grip on lever handle for comfortable use

Durable powder coated finish

**Complete with**

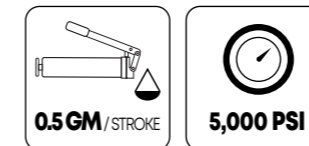
150 mm rigid steel extension & 4 jaw coupler

**ORDERING INFORMATION**

CAT NR.	CAPACITY		BOX QTY.
	BULK	CARTRIDGE	
G1R/B/T/EC/BL/G	500 gms	400 gms	16

**130 Pistol Grip Grease Gun**

**G5**



Most popular one hand grease gun designed for use in confined spaces

1.2 mm thick steel barrel with follower spring

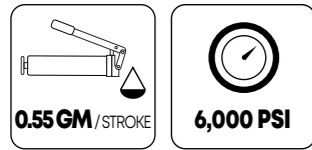
Aluminium die cast CNC machined head with steel block nut

Handle designed to prevent finger pinching

Comes with 100 mm rigid steel extension & 4 jaw coupler

**ORDERING INFORMATION**

CAT NR.	CAPACITY		BOX QTY.
	BULK	CARTRIDGE	
G5R/B	500 gms	400 gms	16

**131**
**Mini Lever Grease Gun**
**G14**


When you need a tough little grease gun for hard to reach places, this is it!

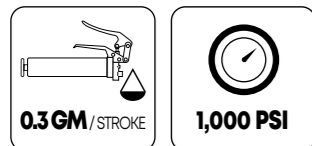
Compact tool box size grease gun

Aluminium die cast head

Comes with 150 mm rigid steel extension & 4 jaw coupler


**ORDERING INFORMATION**

CAT NR.	CARTRIDGE CAPACITY	BOX QTY.
G14R/B	85 gms	16

**132**
**Mini Grease Gun Push Type**
**G3P**


Push type grease guns to lubricate hammer mechanism in wrenches with flush type grease fittings, air tools, lawn mowers, ATV, RV's etc.

Small tip opening ensures precise & correct lubricants

Die cast aluminium head with 2 threaded pockets to hold spare needle nozzles

Compatible with most flush type fittings

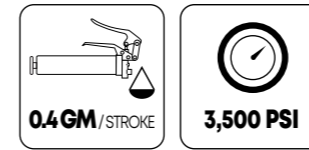
Threaded Pockets  
0.028" (0.7 mm)   0.039" (1.0 mm)   0.055" (1.4 mm)


**NEW!**


SCAN TO WATCH

**ORDERING INFORMATION**

CAT NR.	CARTRIDGE CAPACITY	BOX QTY.
G3P	85 gms	36

**133**
**Mini Pistol Grease Gun - Deluxe**
**G16**



One hand pistol grip grease gun with convenient pull type operating mechanism

Aluminum cast head with front & top discharge ports

Durable powder coated finish

Ideal for greasing in tight spaces such as CNC machines

Comes with 100 mm rigid steel extension & 4 jaw coupler

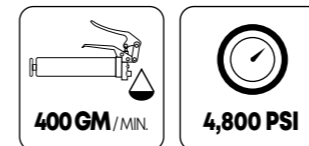


Front discharge port used for regular greasing applications

Top Port used primarily with flexible hose for greasing in inaccessible areas

**ORDERING INFORMATION**

CAT NR.	CAPACITY		BOX QTY.
	BULK	CARTRIDGE	
G-16/B	120 gms	85 gms	30

**134**
**Air Operated Grease Gun**
**AGG**


High power, continuous flow air operated grease gun

Continuous discharge of grease with the trigger pressed

For use in factory maintenance, agricultural applications, fleet service or for use on trucks connected to vehicle air brake compressors

Comes with 150 mm rigid steel extension & 4 jaw coupler




 Pressure Ratio  
40:1

**ORDERING INFORMATION**

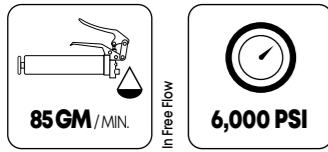
CAT NR.	CAPACITY		BOX QTY.
	BULK	CARTRIDGE	
AGG/1R/B	500 gms	400 gms	4

**SPECIFICATIONS**

AIR OPERATING RANGE	40-120 PSI (3-8 BAR)
PRESSURE RATIO	40:1
AIR COMPRESSOR VOLUME	1 CFM / 0.026 CBM @ 6 BAR
AIR INLET THREADING	1/4" (F)

## 135 Battery Powered Grease Gun

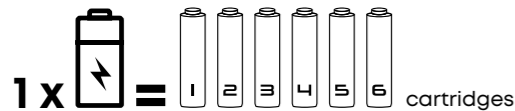
BPGG



High quality battery operated grease gun designed for use by mechanics, maintenance staff, etc for everyday greasing jobs

Robust Aluminium die cast head fitted with automatic air bleeder & bulk loader valve

One hour quick charger: each battery charge provides power to **dispense upto 6 grease cartridge in free flow condition**



**Capacity**  
14 oz. (400 gms)  
• Standard 1.5 Ah Li-ion battery pack

Comes in strong blow moulded case for convenient storage and portability



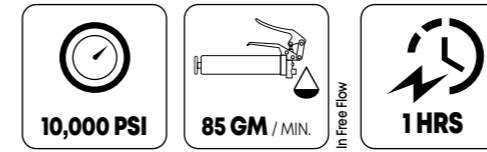
**ORDERING INFORMATION**

CAT NR.	DESCRIPTION	BOX QTY.
<b>18.5V LI-ION BATTERY OPERATED GREASE GUN</b>		
*BPGG/19L/EU	14 oz. Grease Gun, 1 pc Li-Ion battery, EU Plug	3
<b>SPARE PARTS &amp; ACCESSORIES</b>		
BC/BPGG/19L/EU	1 hour CE Energy Saving Battery Charger, 220V/50Hz, 18.5V, EU Plug	3
RB/BPGG/19L	Rechargeable Battery, 18.5V, 1.5 Ah, Li-ion	3
HOS/BG/30/N	30" (760 mm) Replacement Hose	10

\* Best Seller

## 136 Cordless Grease Guns 20V

CGG



Designed for unmatched versatility, superior performance and maximum value this is an ideal tool for everyday greasing and maintenance jobs

Powerful 20V high torque Motor

Clears clogged and jammed fittings with ease

- 2 Speed Design**
- High Pressure  
Upto 10,000 PSI ( 690 BAR)
  - Low Pressure  
Upto 7,500 PSI (517 BAR)

2000 mAh Lithium Ion Battery  
Fully charged battery **dispenses upto 12 cartridges in free flow condition**

- What's included**
- Grease gun assembly
  - Grease gun hose with coupler
  - Lithium-ion battery (1)
  - Quick battery charger
  - Shoulder strap
  - Blow moulded case

**NEW!** CE UK CA



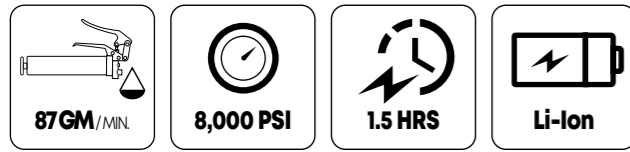
**ORDERING INFORMATION**

CAT NR.	DESCRIPTION	BOX QTY.
CGG/20L1/EU	Grease gun, 1pc Li-ion battery, EU plug	3
<b>SPARE PARTS &amp; ACCESSORIES</b>		
RB/CGG/20L	Rechargeable Battery, 20V 2000 mAh Li-ion	3
BC/CGG/20L/EU	1 hour UL listed Battery Charger, 220V/50Hz, 20V, EU Plug	3
HOS/BG/40/N	40" (1000mm) replacement hose	3

## 137 USB Rechargeable Battery Grease Gun

RGG

**NEW!**



World's first battery grease gun with inbuilt battery

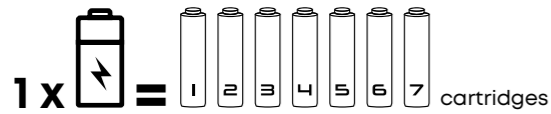
Pumps 3 times higher than manual grease guns

Robust aluminium die cast head fitted with air release valve

Barrel in premium powder coated finish

**Inbuilt, lightweight & compact battery :**

- **2000 mAh Lithium-Ion battery powers the 12V motor**  
Empties upto 7 (14oz./400gms) grease cartridges on full charge



- **Fast charging** of battery via Type-C charging cable

Designed for everyday maintenance jobs in garages, workshops & other applications

**Complete with**

- Grease Gun Assembly
- 30" (750 mm) High Pressure Hose with Spring Guard
- 3 Jaw Hydraulic Coupler



HOS/BG/30/N  
Hose



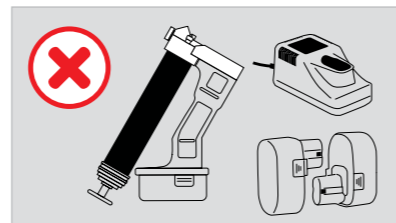
HC/18/3/N  
3 Jaw Coupler

**ORDERING INFORMATION**

CAT NR.	DESCRIPTION	CAPACITY
		CARTRIDGE
RGG/12L	Rechargeable grease gun	400 gms
<b>SPARE PARTS &amp; ACCESSORIES</b>		
HOS/BG/30/N	30" (760 MM) Replacement hose	
HC/18/3/N	3 Jaw Hydraulic Coupler	



Battery Inside  
Built-in rechargeable  
2000 mAh Lithium-Ion battery



No more bulky grease guns  
and separate batteries

## 138 Quick Lock Grease Coupler

HC-21



**Quick disconnect coupler for convenient, hands free operation!**

Disengaging a coupler from a grease fitting, under pressurised conditions is very difficult & often leads to broken fittings or damage to the coupler jaws

Grease coupler takes away this worry with it's unique 6 point contact design. It is designed for quick & convenient dis-engagement of coupler from grease / zerk fittings under pressure

The Engagement system moves inside the steel wall when the thumb lever is actuated. This provides additional back support to the mechanism in high pressure applications.

1-1/2 times stronger coupler body is heat treated to withstand high pressures without deformation.

Case hardened rollers hold the coupler in position when subjected to high pressure applications

**Universal Design**

The design permits usage on all profiles of Grease Fittings – SAE, DIN, BS etc

**Robust Construction**


Threaded two piece construction for easy repairs

Repair kit available



**ORDERING INFORMATION**

CAT NR.	THREADS	BOX QTY.
HC/21/BSP	1/8" BSP	50

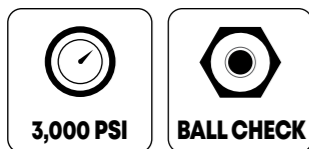


**Convenient Engagement**  
Press thumb lever & slide the coupler onto the fitting. 6 hardened cylindrical pins hold the grease/zerk fitting tight



**Easy Release**  
Press the thumb lever to disconnect coupler from the zerk fitting



**139**
**Hydraulic Couplers Standard**
**HC-11**


Most popular couplers for use with grease guns for general maintenance

Narrow coupler design for use on fittings with limited access

Milled slot for easy tightening

Fully hardened spring steel jaws

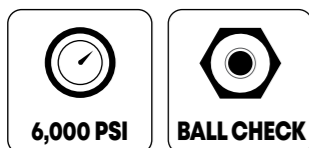
Recommended for use with hand operated grease guns

For use with hand operated grease guns


**ORDERING INFORMATION**

CAT NR.	THREADS	JAWS	BOX QTY.
HC/11/4/B	1/8" BSPT	4	500
HC/11/4/BSP	1/8" BSP	4	100

CAT NR.	DESCRIPTION	THREADS	JAWS	BOX QTY.
HC/11/4/B/ST2	Set - Pack of 2	1/8" BSPT	4	12
HC/11/4/B/ST5	Set - Pack of 5	1/8" BSPT	4	12
HC/11/4/B/ST10	Set - Pack of 10	1/8" BSPT	4	12
HC/11/4/B/ST54	Set - Pack of 54	1/8" BSPT	4	12

**140**
**Hydraulic Couplers Professional**
**HC-14**


Best selling coupler for professional use

Hardened coupler body withstands high pressure without deformation

Fully hardened spring steel jaws

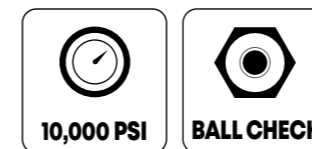
Hexagonal nut for easy tightening

Recommended for use with hand operated grease guns

For use with hand operated grease guns


**ORDERING INFORMATION**

CAT NR.	THREADS	JAWS	BOX QTY.
HC/14/3/B	1/8" BSPT	3	100
HC/14/4/B	1/8" BSPT	4	100

**141**
**Hydraulic Couplers Heavy Duty**
**HC-12**


Heavy duty couplers recommended for use with air operated grease guns

Hardened coupler body with double wall thickness withstands high pressure without deformation

Fully hardened spring steel jaws

Hexagonal nut for easy tightening

For use with hand & air operated grease guns


**ORDERING INFORMATION**

CAT NR.	THREADS	JAWS	BOX QTY.
HC/12/3/B	1/8" BSPT	3	100
HC/12/4/B	1/8" BSPT	4	100

**142**
**Button Head Couplers**
**PCN-1**
**PCN-3**
**PCN-2**


Push-on grease couplers for use with button head grease fittings, found mainly on heavy machinery, agricultural & contractor's equipment etc.

Zinc die cast construction with metal seal imparts increased resistance to wear

For use with hand operated grease guns

Threaded 1/8" BSPT (F)



**PCN-1**  
Fixed Push-On  
5/8" (16 mm)  
Button Head Fittings



**PCN-3**  
Medium Duty  
5/8" (16 mm)  
Button Head Fittings



**PCN-2**  
Heavy Duty  
7/8" (22 mm)  
Giant Button Head Fittings

**ORDERING INFORMATION**

CAT NR.	PRESSURE RATING		BOX QTY.
	(PSI)	(BAR)	
PCN/1/B	3000	207	10
PCN/3/B	4000	275	10
PCN/2/B	4000	275	10



**143**
**Grease Gun Hoses**
**GHC**


Grease hoses facilitate greasing of fittings in areas with limited access

Thermoplastic construction, fully flexible with outer diameter (O.D.) 8.5 mm

Zinc plated steel end connections with hydraulic crimping

For use with hand operated grease guns

Threaded 1/8" BSPT (M) on both ends

**ORDERING INFORMATION**

CAT NR.	LENGTH (END TO END)		BOX QTY.
	(MM)	(INCH)	
GHC-12/B	300	12	30
GHC-18/B	450	18	20
GHC-20/B	500	20	10


**SPECIFICATIONS**

WORKING PRESSURE	UPTO 3,500 PSI	UPTO 240 BAR
BURST PRESSURE	MIN. 11,600 PSI	MIN. 800 BAR

**144**
**Grease Gun Steel Extensions**
**GBP**
**GSP**


Steel construction with bright zinc plated finish

High strength rolled threads 1/8" BSPT(M) on both ends

For use with hand grease guns only

Available in straight & bent types


**ORDERING INFORMATION**

CAT NR.	LENGTH (END TO END)		TYPE	BOX QTY.
	(MM)	(INCH)		
GSP/4/B	100	4	Straight	100
GBP/6/B	150	6	Bent	100

**145**
**Grease Cartridge**
**CTG**

Premium lithium red grease

NLGI grade 2

Non messy, totally clean offering highest convenience in usage

Useful for all automotive, industrial, construction & agricultural applications

Recommended for use with GROZ grease guns


**ORDERING INFORMATION**

CAT NR.	DESCRIPTION	BOX QTY.
CTG/01P	Grease Cartridge Capacity: 400 gms	10

**146**
**Ezee Lube Kit**
**GAK**

The Ezee-Lube kit comprises of a range of quick connect lube accessories. Useful for even the most difficult greasing jobs

The constituents convert any grease gun fitted with jaw type coupler into special application greasing.

**KIT CONSTITUENTS**

1. Professional Recessed Lube Adaptor
2. Grease Injector Needle
3. Professional 90° Angled Lube Adaptor
4. Narrow Needle Nose Adaptor
5. Seal off Quick Dispenser
6. Right Angled Quick Coupler
7. Quick Connect Hose


**ORDERING INFORMATION**

CAT NR.	BOX QTY.
GAK/7	5

## 147 Hand Bearing Packer

BEP-10

Light-weight and handy, portable Bearing Packer

Mess and hassle free solution for quick removal of old grease and replacement with new grease

Designed for use on bearings with:

- Minimum dia. of 1-3/4" (45mm)
- Maximum dia. 3-1/2" (90 mm)

### Using the bearing packer

Simple hand press mechanism eliminates the need for any grease gun or pump to grease the bearing

Useful for greasing bearings in cars, boats, tractors, RV's etc

**NEW!**



Place bearing on piston  
Maximum bearing dia. 3-1/2" (90mm)

Press the cap until the old grease is forced out and new grease shows on the bearing


### USEFUL TIPS!

Always use recommended grade of grease. Some grades of grease cannot handle temperature of wheel bearing applications

Do not use compressed air for cleaning the bearing prior to use with the bearing packer. This is unsafe and could damage the race

### ORDERING INFORMATION

CAT NR.	BOX QTY.
BEP/10	25



Cap protects grease from contaminants

## 148 Grease Fittings

GFT



Manufactured to the most stringent quality standards – TS 16949 approved manufacturing

Head profile & dimensions are accurately controlled & conform to DIN 71412

Heat treated greasing ends

Zinc plating exceeds ASTM B117

Fittings have heat treated springs for increased life

Available ready from stock in a large selection of popular types & sizes, with many more variations custom manufactured



Grease Fitting – Straight



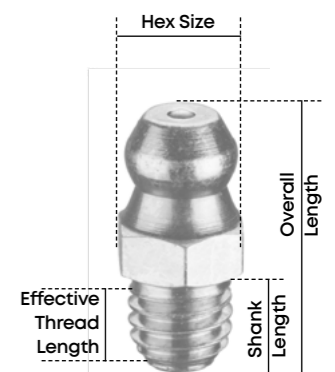
Grease Fitting Angled - 45°



Grease Fitting Angled- 90°

### ORDERING INFORMATION

CAT NR.	TYPE	HEX SIZE	OVERALL LENGTH	BOX QTY.
<b>6.0 x 1.0 MM TAPER THREADS</b>				
GFT/6/1	Straight	7 mm	16 mm	100
GFT/6/1/45	45°	9 mm	21 mm	50
GFT/6/1/90	90°	9 mm	18 mm	50
<b>8.0 x 1.0 MM TAPER THREADS</b>				
GFT/8/1	Straight	9 mm	16 mm	100
GFT/8/1/45	45°	9 mm	21 mm	50
GFT/8/1/90	90°	9 mm	18 mm	50
<b>10.0 x 1.0 MM TAPER THREADS</b>				
GFT/10/1	Straight	11 mm	16 mm	100
GFT/10/1/45	45°	11 mm	21 mm	50
GFT/10/1/90	90°	11 mm	18 mm	50
<b>10.0 MM x 1.5 MM TAPER THREADS</b>				
GFT/10/1.5	Straight	11 mm	18 mm max.	100
GFT/10/1.5/45	45°	11 mm	21 mm max.	50
GFT/10/1.5/90	90°	11 mm	18 mm max.	50
<b>1/8" x 28 BSPT - TAPER THREADS</b>				
GFT/R/1-8/28	Straight	11 mm	16 mm	100
GFT/R/1-8/28L	Straight	11 mm	20 mm	50
GFT/R/1-8/28/45	45°	11 mm	21 mm	50
GFT/R/1-8/28/45L	45°	11 mm	26.3 mm	50
GFT/R/1-8/28/90	90°	11 mm	18 mm	50
GFT/R/1-8/28/90L	90°	11 mm	21.4 mm	50
<b>1/4" x 19 BSPT - TAPER THREADS</b>				
GFT/R/1-4/19	Straight	9/16"	17.5 mm	50
GFT/R/1-4/19L	Straight	15.24 mm	23.5 mm	25
GFT/R/1-4/19/45	45°	9/16"	22.5 mm	50
GFT/R/1-4/19/90	90°	9/16"	22 mm	50



# 149 Grease Feeders

**GFD**

Grease Feeders are used to provide single point controlled lubrication for all types of bearing housings

Eliminates difficulties arising due to over or under greasing

Working on a spring compression mechanism, the design regulates grease discharge in proportion to changing spring pressure, thus maintaining constant discharge pressure of 1- 2 PSI

Die cast aluminium bodies with polycarbonate dome assembled with medium springs. Heavy & light spring come as spares in the same pack and can be easily interchanged depending upon application

1/8" (M) steel adaptor at the tail end fits directly onto bearing housings

Can be mounted in any position for easy visual inspection of grease levels


Reusable: Can be refilled easily with immediate activation

Remote Refill kit also available that permits remote filling of grease from distances up to 3 meters (10')

### RECOMMENDED USE

For use with NLGI 0 to 4 non separating grease on any equipment that

- has anti friction, oscillating or roller bearings
- has shielded bearings with seals
- has bronze, olite or open bearings
- requires bearing flushing action



### SPRING SELECTION GUIDE

OPERATING TEMPERATURE		NLGI GREASE TYPE				
FROM	TO	NO. 0	NO. 1	NO. 2	NO. 3	NO. 4
-23°C	4°C	Blue	Silver	Red		
4°C	43°C	Blue	Silver	Silver	Red	
43°C	93°C		Blue	Silver	Silver	Red
93°C	121°C			Blue	Silver	Red

### SIZE SELECTION GUIDE

BEARING SHAFT DIA.	Upto 1-1/2" (38 mm)				1-1/2" (38 mm) & over			
	Intermittent		Continuous		Intermittent		Continuous	
OPERATING CONDITION	Open	Sealed	Open	Sealed	Open	Sealed	Open	Sealed
CLASS OF BEARING								
UNDER 1000 RPM	1 oz.	1 oz.	1 oz.	1 oz.	2 oz.	2 oz.	2 oz.	2 oz.
1000 TO 2500 RPM	1 oz.	1 oz.	1 oz.	1 oz.	2 oz.	2 oz.	6 oz.	6 oz.
OVER 2500 RPM	2 oz.	1 oz.	2 oz.	2 oz.	6 oz.	6 oz.	6 oz.	6 oz.

### ORDERING INFORMATION

CAT NR.	BOWL CAPACITY		OVERALL DIA.		OVERALL HEIGHT		BOX QTY.
	(OZ.)	(GMS)	(INCH)	(MM)	(INCH)	(MM)	
GFD/PA/1/B	1	28	1-3/4	40	3-5/8	92	1
GFD/PA/2/B	2	56	2-3/8	60	4-5/8	117	1
GFD/PA/6/B	6	170	3	75	6	150	1
<b>REMOTE GREASE REFILL KIT</b>							
GFD/RK/1	3m (10') Grease hose with all fittings						1

# 150 Grease Pump Heavy Duty

**VGP-HD**

**USTAAD the only 6,000 PSI hand grease pump built for the toughest environments!**

Heavy-Duty Grease pump for quick and effortless greasing in applications requiring voluminous grease at high pressures

Designed for everyday lubrication of excavators and other earth moving equipment with multiple greasing points

### Variable Handle Setting

Pump can be set for high volume or high pressure dispensing

### Unbreakable Footrest

Designed to take a heavy beating the sturdy footrest is in-built in the pump base making it virtually unbreakable

Fully CNC machined pump internals for quick and easy priming

Available in 6 kg and 10 kg bucket capacity

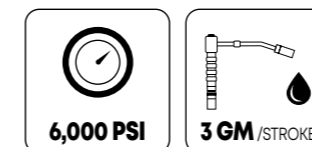
### WETTED COMPONENTS

Steel, Aluminum, Brass & Nitrile Rubber

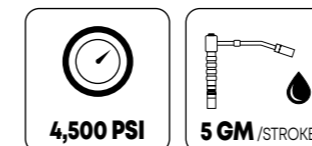
### RECOMMENDED USE

For Grease up to and including NLGI 3

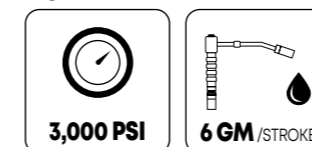
### High Pressure Setting



### Medium Pressure Setting



### High Volume - Low Pressure Setting



### ORDERING INFORMATION

CAT NR.	CAPACITY (KG)	BOX QTY.
VGP/HD/6A	6	1
VGP/HD/10A	10	1



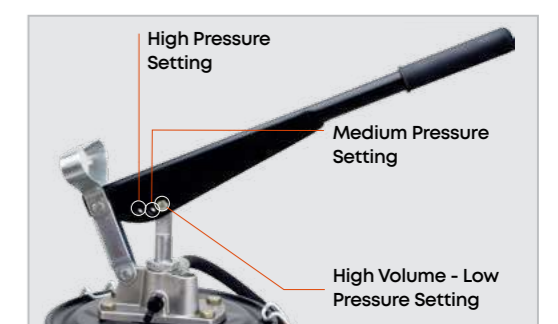
### VARIANTS



VGP/HD/6A  
Capacity: 6 kg

VGP/HD/10A  
Capacity: 10 kg

### VARIABLE HANDLE SETTING



## 151 Bucket Greasers

Volume grease pump designed for quick & effortless greasing in applications requiring large volume of lubrication everyday

For use with agricultural equipment, excavators & other earth moving equipment & in automotive applications

### Variable Handle Setting

can be set for high volume or high pressure grease discharge. Pump delivers upto 9gms of grease on high volume setting. Fully CNC machined to close tolerances the pump develops upto 4,000 PSI (275 BAR) on high pressure setting

Includes follower plate

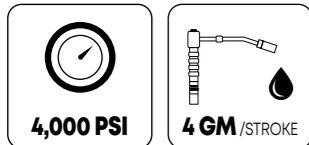
### WETTED COMPONENTS

Steel, Aluminium, Brass & Nitrile Rubber

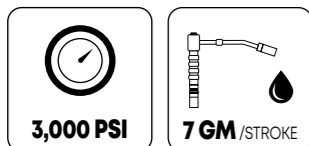
### RECOMMENDED USE

NLGI 1, 2 & 3 greases

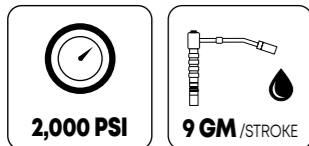
### High Pressure Setting



### Medium Pressure - Medium Volume Setting



### High Volume Setting



### ORDERING INFORMATION

CAT NR.	CAT NR.	CAPACITY (KG)	BOX QTY.
WITHOUT WHEELS	WITH WHEELS		
VGP/3A/RF	---	3	1
VGP/6A	VGP/6	6	1
VGP/10A	VGP/10	10	1
---	VGP/15	15	1
---	VGP/20	20	1



### VARIABLE HANDLE SETTING



## VGP



**VGP/3A/RF**  
(without wheels)



**VGP/6**  
(with wheels)



**VGP/6A**  
(without wheels)



**VGP/10**  
(with wheels)



**VGP/15**  
(with wheels)



**VGP/20**  
(with wheels)

## 152 Scoop & Swipe Set



Now you can avoid the mess while working with bulk grease with hands

Use the GROZ Grease Scooper to avoid grease contamination and spillage in 3 simple steps



**STEP 1**  
Use the Scooper to draw sizable amount of grease from the bucket.



**STEP 2**  
Use the swipe to clean the Scooper from inside.



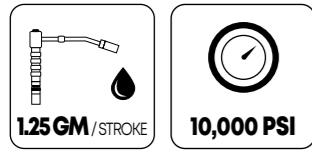
**STEP 3**  
Use the swipe to clean the Scooper from outside.

### ORDERING INFORMATION

CAT NR.	BOX QTY.
GSW/1/ST	10

## 153 Portable Greasing System

GS-5



Fully portable & single person operated manual greasing system

Designed for volume greasing in workshop environments, site applications, on a pick-up truck, tractor, earth moving equipment etc

### Convenient Foot Charged Pump

Pump is operated by foot press of the spring loaded system. The hose gets charged with grease, which can then be dispensed through the super gun fitted at the end of the hose. A single charge provides upto 30 shots of grease

### Quick & Convenient Adjustment

Aluminium die cast super gun has high pressure & high volume settings, actuated through a simple switch

SETTING	PRESSURE	DELIVERS	APPLICATION
High Pressure	10,000 PSI (690 BAR)	UPTO 0.45 GM/STROKE	Cold weather, blocked fittings
High Volume	5,000 PSI (345 BAR)	UPTO 1.25 GM/STROKE	Volume greasing

Pump assembly is fully sealed to prevent contamination

Complete with drum cover, rubber lined follower plate, premium 1/2" ID high pressure hose, super gun fitted with steel extension, coupler and 5 kg plastic grease bucket

### WETTED COMPONENTS

Aluminium, Steel, Brass, Polyurethane & Nitrile Rubber

### RECOMMENDED USE

NLGI 1 & 2 greases



Common sight on construction equipment requiring high volume routine greasing



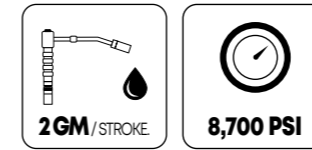
SCAN TO WATCH

### ORDERING INFORMATION

CAT NR.	BUCKET CAPACITY (KG)	PUMP LENGTH BELOW DRUM COVER		DRUM COVER DIAMETER		FOLLOWER PLATE DIMENSIONS				HOSE LENGTH (M)	BOX QTY.
		(MM)	(INCH)	(MM)	(INCH)	O.D. STEEL END		O.D. PLATE			
						(MM)	(INCH)	(MM)	(INCH)		
GS/5	5	197	7-3/4	216	8-1/2	171	6-3/4	206	8-1/8	1.5	1

## 154 Grease Pump Foot Operated

FOP



### NEVER BEATEN ON PERFORMANCE!

High pressure portable grease pump for quick effortless greasing in everyday lubrication such as greasing of excavators & other earth moving equipment, agricultural equipment, automotive etc.

### Hands free operation

Pump operates using the foot lever, which greatly reduces effort & allows high pressure greasing with highest comfort. Can be operated by hand when under low machinery

### Fill It - Forget It

Holds upto 10 kg grease, which is 25% more than similar pumps in the market

### Economical

Pump is operated by a single person & uses low cost bulk grease

### Designed To Perfection

Designed with all moving parts submerged in the same grease which needs to be pumped, thereby staying lubricated at all times

Moving parts create wave action in grease, auto removing air pockets & eliminating the use of a follower plate

### RECOMMENDED USE

NLGI 1 & 2 greases



SCAN TO WATCH

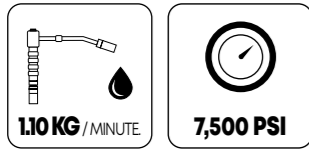
### ORDERING INFORMATION

CAT NR.	CAPACITY (KG)	BOX QTY.
FOP/10A	10	1

## 155 Air Operated Grease Ratio Pumps 50:1

GP

BGRP



Pump dispenses grease at pressures upto 50 times the air inlet pressure

Designed to work in tough conditions; these are ideal for use in industry, workshop, farm, construction or as part of the Mobile Grease System

All metal construction, fully CNC machined with hardened wear resistant moving parts

Reciprocating piston operated 63 mm dia. air motor

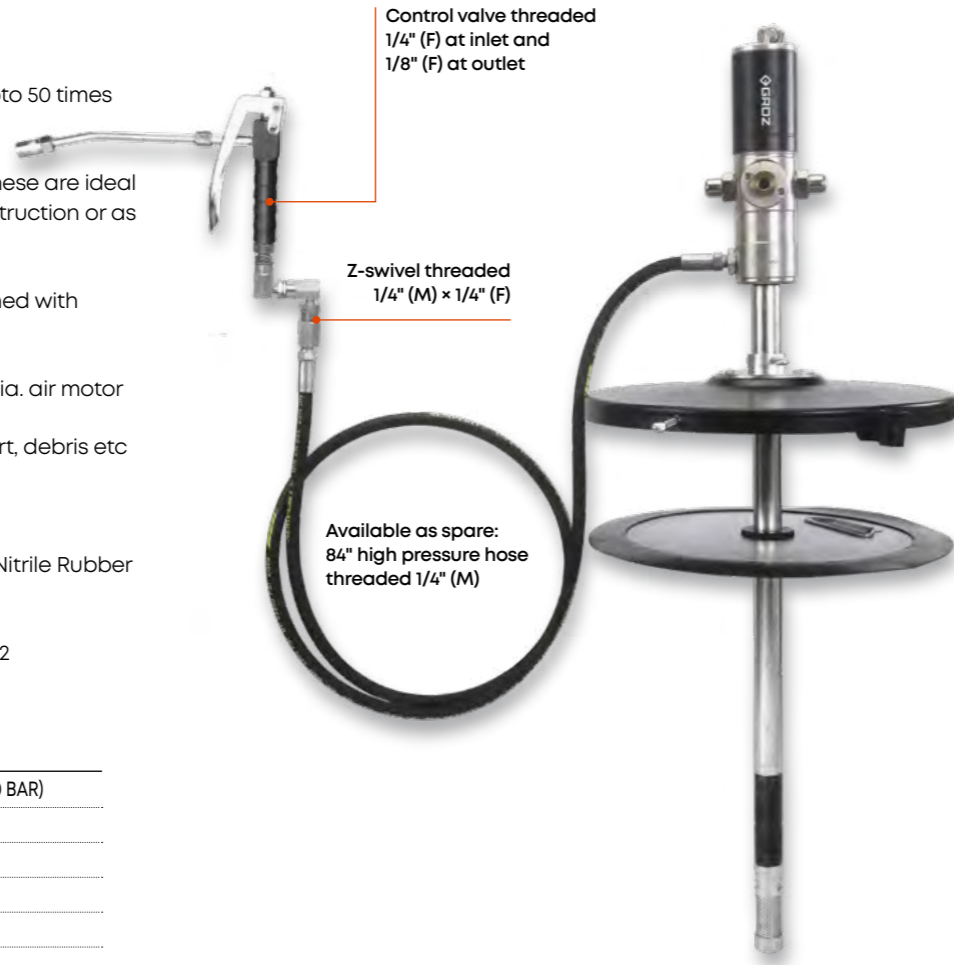
Strainer at suction tube inlet removes dirt, debris etc from entering into the system

**WETTED COMPONENTS**

Steel, Brass, Aluminium, Polyurethane & Nitrile Rubber

**RECOMMENDED USE**

Light & self collapsing grease upto NLGI 2



**SPECIFICATIONS**

WORKING PRESSURE	30-150 PSI (2-10 BAR)
MAXIMUM AIR PRESSURE	150 PSI (10 BAR)
AIR INLET CONNECTION	1/4" BSP (F)
PUMP OUTLET CONNECTION	1/4" BSP (F)
AIR CONSUMPTION	230 LPM
NOISE LEVEL	81 db

**ORDERING INFORMATION**

CAT NR.	DRUM SIZE	SUCTION TUBE LENGTH	DRUM COVER DIA.	FOLLOWER PLATE DIMENSIONS			BOX QTY.
				O.D. STEEL END	O.D. PLATE	I.D. GROMMET	
<b>GREASE PUMP KIT</b>							
GP1/ST/501/BSP	20-30 KG	440 MM	305 MM	241 mm	288 mm	29.5 mm	1
GP2/ST/501/BSP	50-60 KG	730 MM	381 MM	322 mm	380 mm	29.5 mm	1
GP3/ST4/501/BSP	180 KG	950 MM	612 MM	550 mm	602 mm	29.5 mm	1
GP3/ST3/501/BSP	180 KG	950 MM	612 MM	550 mm	602 mm	29.5 mm	1
<b>PUMP ONLY</b>							
GP3/501/BSP	180 KG	950 MM	-	-	-	-	1
GP3/501/N	180 KG	950 MM	-	-	-	-	1

**VARIANTS**

GREASE PUMP KITS - WITH FOLLOWER PLATE, DRUM COVER, 84" HIGH PRESSURE HOSE & GREASE CONTROL VALVE



GP1 For 20-30 kg pails	GP2 For 50-60 kg pails	GP3 For 180 kg drums
GREASE PUMP KIT WITH FOLLOWER PLATE & DRUM COVER		PUMP ONLY



GP3/ST3/501/BSP For 180 kg drums	GP3/501/BSP For 180 kg drums
-------------------------------------	---------------------------------

PORTABLE AIR OPERATED GREASE PUMP ASSEMBLY WITH BUCKET



BGRP/15 Capacity: 15 Kg	BGRP/30 Capacity: 30 Kg	BGRP/50 Capacity: 50 Kg
----------------------------	----------------------------	----------------------------

**ORDERING INFORMATION**

CAT NR.	BUCKET CAPACITY	BOX QTY.
	(KG)	
<b>PORTABLE AIR OPERATED GREASE PUMP ASSEMBLY WITH BUCKET</b>		
* BGRP/15	15	1
* BGRP/30	30	1
* BGRP/50	50	1

\* Best Seller

**WARNING**

Pump must be supplied with clean & dry compressed air via an FRL unit

**156**
**Grease Ratio Pump  
High Volume**
**GPH**


Heavy Duty Industrial grade pneumatic pump

Particularly suitable for grease distribution in pipe works & installations where simultaneous grease supply is required on different dispensing points at high pressure or in large volume

Pump dispenses grease upto 50 times the air inlet pressure

All metal construction, fully CNC machined with hardened wear resistant moving parts

Reciprocating piston operated 3" (76 mm) dia. air motor

Stall free, ice free motor with tough durable housing, integrated muffler for quiet operation

**No Service Required**

With very few moving parts this rugged pump requires virtually no servicing. No special maintenance tools needed

Supplied complete with drum cover, rubber line follower plate, 3 m high pressure grease hose, Z swivel & professional grease control valve

**WETTED COMPONENTS**

Steel, Polyurethane, Nitrile Rubber, C.R.C. Sheet, Copper, PTFE

**RECOMMENDED USE**

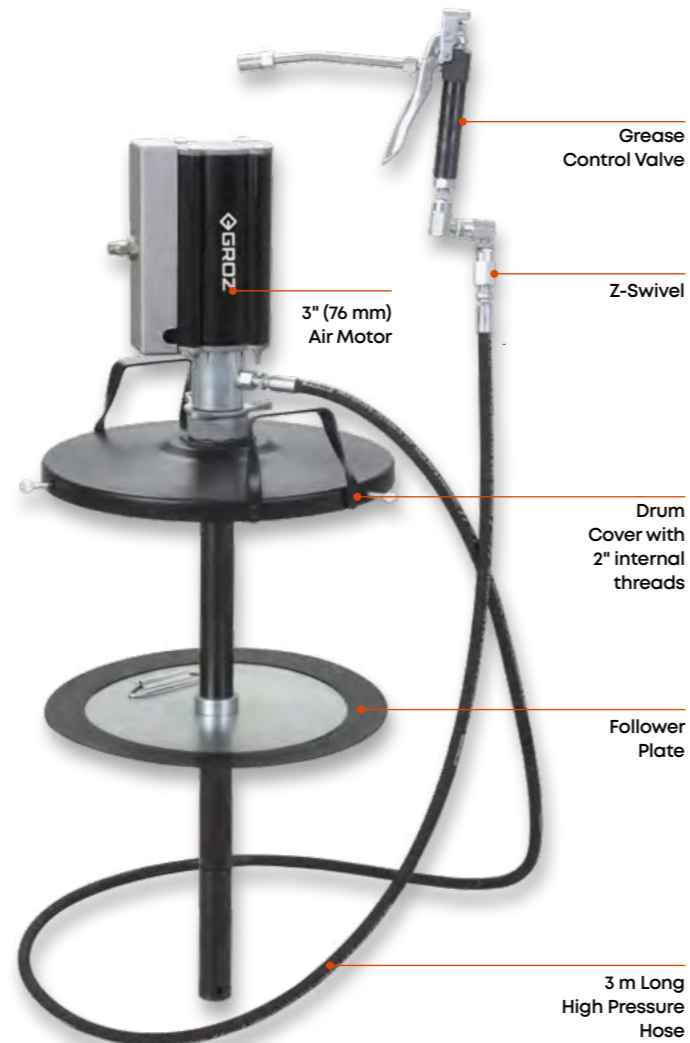
NLGI 1, 2, 3 Grease

**SPECIFICATIONS**

WORKING PRESSURE	30-150 PSI (2-10 BAR)
AIR INLET CONNECTION	1/4" (F)
PUMP OUTLET CONNECTION	1/4" (F)
AIR CONSUMPTION	13 CFM
NOISE LEVEL	85-90 dB

**ORDERING INFORMATION**

CAT NR.	FITS	DRUM COVER DIAMETER		FOLLOWER PLATE DIMENSIONS				BOX QTY.
				O.D. STEEL END		O.D. PLATE		
		(INCH)	(MM)	(INCH)	(MM)	(INCH)	(MM)	
GPH/1/ST/BSP	20-30 kg pails	12	310	9-1/2	241	11-11/32	288	1
GPH/2/ST/BSP	50-60 kg pails	15	381	12-11/16	322	15	380	1
GPH/3/ST/BSP	180 kg drums	24-1/2	612	21-5/8	550	23-11/16	602	1


**157**
**Grease Pump Kits  
With HD Trolley**
**TMK-GP**

Trolley Mounted kits are ideal for use in workshops, garages, shop floors, providing complete portability for everyday greasing jobs

Comes with heavy duty drum trolley

**KIT INCLUDES**

<b>A</b>	<b>50:1 Air Operated Grease Pump</b>
<b>B</b>	<b>Grease Control Valve</b> With Z swivel for trouble free dispensing
<b>C</b>	<b>Grease Hose Reel - Heavy Duty Dual Arm</b> Hose I.D.: 1/4" (6.35 mm) Maximum Pressure: 5800 PSI (400 BAR)
<b>D</b>	<b>Steel Drum Cover 24-1/2" (612 mm)</b> Prevents contamination of grease and keeps pump in vertical position
<b>E</b>	<b>Rubber Lined Follower Plate</b> O.D. Steel End: 21-5/8" (550 mm) O.D. Plate: 23-11/16" (602 mm) I.D. Grommet: 1-3/16" (29.5 mm)
<b>F</b>	<b>Drum Trolley - Heavy Duty</b> Manufactured from 4 mm thick steel sheet Front Wheels: 6" (150 mm) polyurethane with nylon rim, rear castors with toe lock
<b>G</b>	<b>Filter-Regulator Combination with Pressure Gauge (FRC)</b> Port Size: 1/4"; Type: Miniature; Filter: 40 micron
<b>H</b>	<b>Feeder Hose</b> Connects pump outlet to the hose reel inlet Length: 1.5m (5')
<b>I</b>	<b>Connecting Hose*</b> 84" x 1/4" I.D. (2m x 6.5 mm I.D.) - SAE R2

\*only for non hose reel versions

**SPECIFICATIONS**

WORKING PRESSURE	30-150 PSI (2-10 BAR)
AIR INLET CONNECTION	1/4" (F)
PUMP OUTLET	1/4" (F)
AIR CONSUMPTION OF PUMP	230 LPM
NOISE LEVEL	81 db
GREASE OUTPUT (MAX.)	1.1 KG/MIN.

**ORDERING INFORMATION**

CAT NR.	FITS	DRUM COVER DIAMETER		METAL HOSE REEL*	BOX QTY.
		(INCH)	(MM)		
TMK/GP1/A/BSP	20-30 kgs drums	12	310	No	1
TMK/GP2/A/BSP	50-60 kgs drums	15	381	No	1
TMK/GP3H/A/BSP	180 kg drum	24-1/2	612	Yes	1



# 158 Grease Pump Kits With Drum Cart

TMK1-GP

Trolley Mounted kits are ideal for use in workshops, garages, shop floors, providing complete portability for everyday greasing jobs

Comes with robust drum cart

**KIT INCLUDES**

<b>A</b>	<b>50:1 Air Operated Grease Pump</b>
<b>B</b>	<b>Grease Control Valve</b> Fitted with 360° Z swivel for trouble free dispensing
<b>C</b>	<b>Grease Hose Reel - Heavy Duty Dual Arm Steel Reel</b> Hose I.D.: 1/4" (6.35 mm) Hose Length: 15 meter (50') Maximum Pressure: 5800 PSI (400 BAR)
<b>D</b>	<b>Steel Drum Cover</b> 24-1/2" (612 mm) Prevents impurities from contaminating grease and keeps pump in vertical position
<b>E</b>	<b>Rubber Lined Follower Plate</b> O.D. Steel End: 21-5/8" (550 mm) O.D. Plate: 23-11/16" (602 mm) I.D. Grommet: 1-3/16" (29.5 mm)
<b>F</b>	<b>Drum Cart</b> Manufactured from thick steel sheet in powder coated finish Front Wheels: 10" (250 mm) wide Rear castors with toe lock 5" nylon
<b>G</b>	<b>Feeder Hose</b> Connects pump outlet to the hose reel inlet Length: 1.5m (5')
<b>H</b>	<b>Connecting Hose*</b> 84" x 1/4" I.D. (2m x 6.5 mm I.D.) - SAE R2



TMK1-GP3H



TMK1-GP3

**SPECIFICATIONS**


WORKING PRESSURE	30-150 PSI (2-10 BAR)
AIR INLET CONNECTION	1/4" (F)
PUMP OUTLET	1/4" (F)
AIR CONSUMPTION	270 LPM
NOISE LEVEL	85 db
GREASE OUTPUT (MAX.)	1.1 KG/MIN.
FOR USE WITH	180 KG DRUMS

**ORDERING INFORMATION**

CAT NR.	DESCRIPTION	THREADS	BOX QTY.
TMK1/GP3H/B/BSP	With hose reel	1/8" BSPT	1
TMK1/GP3/B/BSP	Without hose reel	1/8" BSPT	1

# 159 Grease Control Valve Professional

APG-HD



Grease control valve for use with air operated grease pumps

Highly durable all steel construction, fully CNC machined

Dispenses grease at the same pressure as the pressure at pump outlet

Valve inlet fitted with 360° Z-swivel for convenient handling and to prevent hose from kinking

Complete with 6" steel extension & heavy duty coupler

**ORDERING INFORMATION**

CAT NR.	INLET THREADS	OUTLET THREADS	BOX QTY.
APG/HD/Z/1-4F/B	1/4" BSPT (F)	1/8" BSPT (F)	1


**WARNING**

Skin injection hazard.  
Keep away from nozzle

**CAUTION**

The gun is continuous action.  
Be careful not to over lubricate

# 160 Grease Control Valve Booster

APG



Grease control valve for use with air operated grease pumps

Built-in pressure boost mechanism allows grease pressure to be boosted from 6,000 PSI to 10,000 PSI

Pressure boost helps unclog blocked grease fittings & grease joints with high back pressure

Pressure boost is activated by a few repeated presses of the pistol handle


Highly durable all steel construction, fully CNC machined

Valve inlet fitted with 360° Z-swivel for convenient handling and to prevent hose from kinking

Complete with 6" steel extension & heavy duty coupler

**ORDERING INFORMATION**

CAT NR.	INLET THREADS	OUTLET THREADS	BOX QTY.
APG/Z/1-4F/B	1/4" BSPT (F)	1/8" BSPT (F)	1


**WARNING**

Skin injection hazard.  
Keep away from nozzle

**CAUTION**

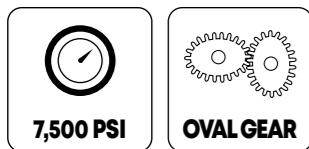
The gun is continuous action.  
Be careful not to over lubricate



161

## Grease Control Valve Metered

APG-GM



Premium quality grease control valve, for use with air operated grease pumps

Built-in high accuracy digital grease meter for dispensing exact amount of grease

Ability to measure amount of grease dispensed prevents both over & under lubrication & is useful in saving bearing failures

Provides continuous grease flow, with trigger fully pressed

Steel construction, provides durability & longevity. Meter uses oval gear mechanism

Ergonomically designed pistol handle

Comes complete with 6" steel extension, heavy duty coupler & 360° Z swivel



APG/HD/Z/1-4F/GM/B

DGM/2/N  
Grease meter available as spare for in-line applications

### SPECIFICATIONS

CONTROL VALVE TYPE	Continuous Flow
METER TYPE	Digital Oval Gear
GREASE FLOW	0.1 to 2.5 kg / minute
MAX. WORKING PRESSURE	7,500 PSI (517 BAR)
UNIT OF MEASUREMENT	kg /gms / lbs
ACCURACY	± 3%
RESETTABLE BATCH TOTAL	9,999 gms
CUMULATIVE TOTAL	99999.9 kg
BATTERY TYPE	1.5 V (Two numbers)

### ORDERING INFORMATION

CAT NR.	DESCRIPTION	THREAD SPECIFICATION	BOX QTY.
APG/HD/Z/1-4F/GM/B	Meter fitted to a grease control valve	Inlet: 1/4" BSPT (F)	1
DGM/2/N	In-line grease meter	Inlet/Outlet: 1/8" NPT (F)	1

### WARNING

Skin injection hazard. Keep away from nozzle

### CAUTION

The gun is continuous action. Be careful not to over lubricate.

162

## Lever Action Barrel Pump

LBP-04



Oil pump designed & engineered for convenient use & long service life

Powder coated steel pump body with aluminum die cast pump head

Plated steel lever handle with rubber grip for convenience in usage

3/4" pump inlet

Complete with curved metal spout & telescopic suction tube for use on 50-210 litre drums.

### WETTED COMPONENTS

Steel, Aluminium, NBR, Brass, PVC

### RECOMMENDED USE

Oil Based Fluids, Heating Oils, Motor Oil, Heavy & Light Oils, Kerosene & Diesel

### DO NOT USE WITH

Water Based Fluids, Solvents, Acids, Petrol etc.



### ORDERING INFORMATION

CAT NR.	BOX QTY.
LBP/04/PT	10

163

## Ezee Flow Pump

EZF



Versatile pump, engineered for trouble free use on 50 litre plastic drums with pull out / Rieke® spout or 2" external threads

Pump delivers on the upward stroke

Heavy duty steel suction tube, Nylon head incorporates nozzle holder & option to drain back over flown fluid into the container

### Interchangeable bung adaptors

Standard bung adaptor is useful when using the pump on containers with external threadings. When using the pump on containers with plastic pull-out Rieke® spout, the other adaptor may be used

Complete with rigid steel discharge spout & 48" discharge hose

### WETTED COMPONENTS

Steel, Aluminium, Polyethylene, Nylon, High Nitrile Rubber, PVC & Acetal

### RECOMMENDED USE

Engine Oils, Gear Oils, Diesel and Light Fuel Oils

### DO NOT USE WITH

Water based & other corrosive media



### ORDERING INFORMATION

CAT NR.	NO. OF ADAPTORS	BOX QTY.
EZF/8	2	10

## 164 Rotary Barrel Pump

V25



Most popularly used pump for general purpose lubrication on farms, automotive, workshops & construction sites

**Dual Directional**  
Empty as well as refill containers just by the reverse turn of the handle

Rugged cast iron construction with machined vanes for better draw & smoother delivery

1" pump inlet

Complete with 3 pc rigid suction tube for use on 50-210 litre drums

**WETTED COMPONENTS**  
Steel, Cast Iron, NBR

**RECOMMENDED USE**  
Heating Oils, Motor Oils, Lubricating Oils etc.

**DO NOT USE WITH**  
Water based Media, Acids, Petrol etc.



**Dual directional operation**

Pumps-in & pumps-out fluids by a few reverse turns of the handle

### ORDERING INFORMATION

CAT NR.	BOX QTY.
V25/3R/SPL/F	4

## 165 Rotary Barrel Pump V Series

V10



Pump for general purpose lubrication on farms, automotive, workshop & construction sites.

Rugged cast iron construction with machined vanes for better draw & smoother delivery.

**Pump Inlet**  
1"

**Pump Outlet**  
3/4"

Complete with 3 pcs rigid suction tube for use on 50-210 litre drums

**WETTED COMPONENTS**  
Steel, Cast Iron, NBR

**RECOMMENDED USE**  
Heating oils, Motor oils, Lubricating oils, Diesel, Kerosene etc.

**DO NO USE WITH**  
Water based media, Acids, Petrols etc.



**Dual Directional Operation**

Pumps-in & pumps-out fluids by a few reverse turns of the handle

### ORDERING INFORMATION

CAT NR.	PUMP NLET	PUMP OUTLET	SUCTION TUBE	BOX QTY
V10	1"	3/4"	3 pc	4

## 166 Bucket Oil Pumps

V30

V12

V16



Portable oil pumps designed for dispensing transmission differentials & heavier oils

Pump with variable handle setting for use with media of different viscosities

Includes 48"/4' PVC hose with nozzle

Includes steel drum (12 litre or 16 litre capacity) with a choice of with or without wheels

Delivers upto 100 ml/stroke

### ORDERING INFORMATION

CAT NR.	BUCKET CAPACITY	BOX QTY.
	(LITRE)	
<b>WITHOUT WHEELS</b>		
V12	12	1
V16	16	1
<b>WITH WHEELS</b>		
V12W	12	1
V16W	16	1
V30W	30	1



Without wheel

With Wheel

## 167 Bucket Oil Pump with Meter

OLP30-OM10

Pump designed for transferring transmission differentials & heavier oils

Zinc plated pump body with aluminum die cast head & adjusting flange

High pressure positive displacement meter with oval gear mechanism for optimum accuracy

Supplied complete with 30 litres steel bucket, mechanical oil meter, wheels and pull handle

Delivers upto 100 ml/stroke

### ORDERING INFORMATION

CAT NR.	BUCKET CAPACITY	BOX QTY.
	(LITRES)	
OLP/30/OM10	30	1



**168 Air Operated Oil Ratio Pumps**

OP-11

OP-31

OP-51

World-class industrial oil dispensing pumps with guaranteed performance & hassle free operation

Pumps are designed to work in tough conditions & are ideal for use in Industry, workshop, farm, construction sites or as part of the mobile oil system

All metal construction, fully CNC machined with hardened wear resistant moving parts

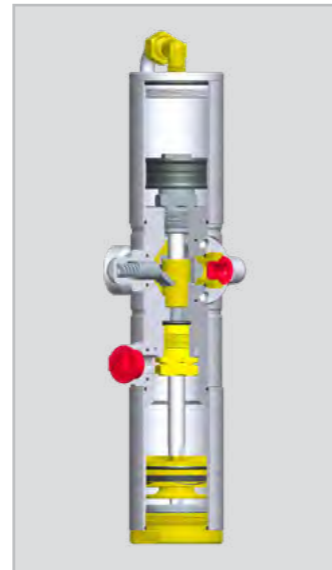
Reciprocating piston operated 63mm dia. air motor

Built in strainer at inlet to keep contaminants away

**WETTED COMPONENTS**

Steel, Brass, Aluminum,  
Hi-Nitrile Rubber, Polyurethane, Turcite\* & Nylon\*\*  
(\*Only On 3:1 & 5:1 Pumps,  
\*\*Only On 1:1 Pump)

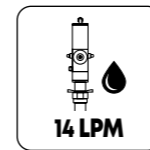
**Internals Pump**



**WARNING**

Pump must be supplied with clean & dry compressed air via an FRL unit

**3:1 PUMPS**



Amongst the most popular general purpose air operated pumps

Pumps are single acting with discharge upto 14 LPM

Ideal for use with medium to high viscosity oils (upto SAE 130) for transferring over short distances (upto 30 meters), mostly used with Trolley mounted kits

Air Consumption: 230 LPM

**ORDERING INFORMATION**

CAT NR.	DESCRIPTION	BOX QTY.
OP/S/31B/BSP	3:1 Pump only	1
OP/T3/31B/BSP	3:1 Pump for 210 litre drums	1
OPK/T3/31B/BSP	3:1 Pump for 210 litre drums complete with 1.5m hydraulic hose & oil control gun	1

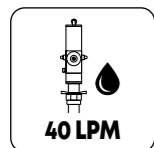


**OP/T3/31B/BSP**

**SPECIFICATIONS**

WORKING PRESSURE	30-150 PSI (2-10 BAR)
AIR INLET CONNECTION	1/4" BSP (F)
PUMP OUTLET CONNECTION	1/2" BSP (F)
NOISE LEVEL	81 db
FOR USE WITH	210 litre drums

**1:1 PUMPS**



1:1 air operated oil pump designed with a double acting mechanism for quick transfer of oil from large drums to smaller containers with discharge upto 40LPM

Ideal for use with low to medium viscosity (upto SAE 80 Oils) for transferring over short distances (5 metres)

Air Consumption: 270LPM


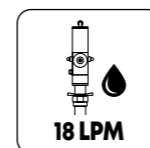
1:1 pump is also available complete with oil bar tap & connecting links (ODS series), used as an air operated oil dispenser to quickly & conveniently dispense oils from drums



Double Acting

**OP/T3/11B/BSP**

**5:1 PUMPS**



High pressure air operated pumps for dispensing oil at 5 times the pressure as the air inlet

Pumps are double acting with discharge upto 18LPM

Ideal for use with high viscosity oils (upto SAE 240) for transferring over short & long distances (upto 50 meters),

mostly used with Trolley mounted kits both with & without hose reels, as well as with fixed systems for centralized distribution

Air Consumption: 250LPM

**ORDERING INFORMATION**

CAT NR.	DESCRIPTION	BOX QTY.
OP/S/51B/BSP	5:1 Pump only	
OP/T3/51B/BSP	5:1 Pump for 210 litre drums	1
OPK/T3/51B/BSP	5:1 Pump for 210 litre drums complete with 1.5m hydraulic hose & oil control gun	1




Double Acting

**OP/T3/51B/BSP**

## 169 Air Operated Transfer Pump

ATP



**NEW!**  
CE

### The New Air Operated Fluid Transfer Pump

Ideal for quick & safe transfer of fluids in industrial and workshop applications


Pump complete with:

- Air Pressure Regulator: Factory set at 5 PSI (0.3 BAR) for controlled air supply into the drum
- 1/4" spring loaded safety valve to prevent pressure build-up in the pump system
- 2 Pc Suction Tube: Suitable for use on 50-205 litre drums with 1-1/2" or 2" opening
- 6' (1.85m) x Ø 1" (25mm) discharge hose & steel spout

### Available in two versions

	STEEL SUCTION TUBE	STAINLESS STEEL SUCTION TUBE
WETTED COMPONENTS	Steel, Cast Iron, Brass & NBR*	Stainless Steel, Cast Iron, Brass & NBR*
RECOMMENDED USE	Diesel, Kerosene & Oils	Water & Water Based Media, Corrosive media, Diesel, Kerosene & Oils
DO NOT USE WITH	Gasoline, Lacquer, Thinners, etc.	Gasoline, Lacquer, Thinners, etc.

\*only for version with discharge hose



ATP/1H

### SPECIFICATIONS

*FLOW RATE	UPTO 45 LPM (UPTO 12 GPM)
MAX. AIR PRESSURE	5 PSI (0.3 BAR)
AIR INLET CONNECTION	1/4" (F)

\*Measured at pump outlet tested using water

### ORDERING INFORMATION

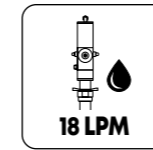
CAT NR.	DESCRIPTION	BOX QTY.
ATP/1	Pump with steel suction tube	4
ATP/1H	Pump with steel suction tube & discharge hose	4
ATP/SS/1	Pump with stainless steel suction tube	4
ATP/SS/1H	Pump with stainless steel suction tube & discharge hose	4

### WARNING

Pump must be supplied with clean & dry compressed air. The standard pump configuration is also not suitable for use with flammable media such as Gasoline. For the pump to operate, drum must be sealed ensuring no air outlet to maintain pressure.

## 170 Air Operated Oil Ratio Pump - 6.5:1

OPH



Heavy Duty Industrial grade pneumatic oil pump designed for unmatched performance in demanding conditions

Dispenses oil upto 6.5 times the pressure as air inlet

All metal construction, fully CNC machined with hardened wear resistant moving parts

Reciprocating piston operated 3" (76 mm) dia. air motor

### Stall Free & Ice Free Motor

Tough durable housing with integrated muffler for quiet operation

### Single Acting Pump

For dispensing high viscosity oils (upto SAE 240) for transferring over short & long distances (upto 60 metres)

### Low Maintenance Pump

Advanced, rugged design with few moving parts & no special maintenance tools make the pump servicing convenient

Stub pump comes complete with 2 additional suction tubes for use on drums upto 205 litre

### WETTED COMPONENTS

Steel, Brass, Aluminum, Turcite, Polyurethane, NBR


### SPECIFICATIONS

WORKING PRESSURE	30-150 PSI (2-10 BAR)
MAX. AIR PRESSURE	150 PSI (10 BAR)
AIR INLET CONNECTION	1/4" BSP (F) / 1/4" NPT (F)
MAX MEDIA OUTLET PRESSURE	975 PSI (65 BAR)
AIR CONSUMPTION	250 LPM
PUMP OUTLET CONNECTION	1/2" BSP (F) / 1/2" NPT (F)
PUMP INLET*	1" BSP (F)/1" NPT (F)
NOISE LEVEL	82 db

\* For stub pump only


### ORDERING INFORMATION

CAT NR.	THREADS	BOX QTY.
OPH/S-T3/61B/BSP	BSP	4



**171**

## Air Operated Stainless Steel Ratio Pump - 3:1

**OP-SS**


Ideal for use with water based fluids, detergents etc. in garages workshops, car washers, lube trucks, industrial applications etc.

Wetted components are made out of stainless steel for protection against corrosion

Reciprocating piston operated 63 mm dia. air motor

Pump has a built in stainless steel strainer at inlet to keep contaminants away

2" die cast aluminium bung for use with 210 litre drums

### WETTED COMPONENTS

Stainless Steel, Brass, Aluminium, Hi-Nitrile Rubber, Polyurethane, Turcite

### RECOMMENDED USE


Water, water soluble lubricants, coolants, soap solutions, detergents, windshield fluids etc.

### DO NOT USE

Food Grade media, waste oil or any media not compatible with the pump components

### SPECIFICATIONS

WORKING PRESSURE	30 -150 PSI (2-10 BAR)
MAX. AIR INLET PRESSURE	150 PSI (10 BAR)
AIR CONSUMPTION	230 LPM
AIR INLET CONNECTION	1/4" BSP (F)
PUMP OUTLET CONNECTION	1/2" BSP (F)
NOISE LEVEL	81 db
FOR USE WITH	210 litre drums



### ORDERING INFORMATION

CAT NR.	BOX QTY.
OP/T3/SS/BSP	1

### WARNING

Pump must be supplied with clean & dry compressed air via an FRL unit

**172**

## Oil Pump Kits With HD Trolley

**TMK-OP**


Trolley mounted kits are ideal for use in workshops, garages, shop floors providing complete portability for everyday oiling jobs

Comes with heavy duty drum trolley

### KIT INCLUDES

<b>A</b>	<b>Air Operated Oil Ratio Pump</b>
<b>B</b>	<b>Digital Oil Control Gun</b> Aluminium body gun with 1/2" swivel. Includes flexible hose with manual non-drip nozzle Digital Meter: Accuracy $\pm 0.5\%$ Least Count: 0.001 unit
<b>C</b>	<b>Oil Hose Reel - Heavy Duty Dual Arm</b> Hose I.D.: 1/2" (12.7 mm) Hose Length: 10 meter (32.8') Maximum Pressure: 2000 PSI (138 BAR)
<b>D</b>	<b>Drum Trolley - Heavy Duty</b> Manufactured from 4 mm thick steel sheet in powder coated finish Front Wheels: 6" (150 mm) polyurethane with nylon rim Rear castors with toe lock
<b>E</b>	<b>Filter-Regulator Combination with Pressure Gauge (FRC)</b> Port Size: 1/4" Type: Miniature Filter: 40 micron
<b>F</b>	<b>Feeder Hose</b> Connects pump outlet to the hose reel inlet Length: 1.5m (5')
<b>G</b>	<b>Discharge Hose</b> 3.5 m (11") x 1/2" I.D. - SAE R2



### SPECIFICATIONS

	TMK/OP3/A/BSP	TMK/OP5H/A/BSP
PUMP RATIO	3:1	5:1
WORKING PRESSURE	30-150 PSI	30-150 PSI
MAX. AIR PRESSURE	150 PSI	150 PSI
FLOW RATE AT PUMP OUTLET	Up to 14 LPM	Up to 18 LPM
LEAST COUNT OF OIL CONTROL GUN	0.001 units	0.001 units
ACCURACY OF METER	$\pm 0.5\%$	$\pm 0.5\%$
REPEATABILITY OF METER	0.30%	0.30%
HOSE	3.5m Hydraulic Hose with 1/2" ID	10m Hose Reel with 1/2" ID
THREAD TYPE	BSP	BSP
AIR CONSUMPTION OF PUMP	230 LPM	250 LPM

### ORDERING INFORMATION

CAT NR.	PUMP	BOX QTY.
TMK/OP3/A/BSP	3:1 Air Operated Pump	1
TMK/OP5H/A/BSP	5:1 Air Operated Pump with Hose Reel	1

## 173 Oil Pump Kits With Drum Cart

TMK-OP

Trolley mounted kits are ideal for use in workshops, garages, shop floors providing complete portability for everyday oiling jobs

Comes with robust drum cart

**KIT INCLUDES**

<b>A</b>	<b>Air Operated Oil Ratio Pump</b> High pressure pump
<b>B</b>	<b>Digital Oil Control Gun</b> Aluminium body gun with 1/2" swivel. Includes steel extension with automatic non-drip nozzle Digital Meter: Accuracy ±0.5% Least Count: 0.001 unit
<b>C</b>	<b>Discharge Hose</b> 79" x 1/2" I.D. (2m x 12.7 mm I.D.) - SAE R2
<b>D</b>	<b>Oil Hose Reel</b> Hose I.D.: 1/2" (12.7 mm) Hose Length: 10 meter (32.8') Maximum Pressure: 2000 PSI (138 BAR)
<b>E</b>	<b>Drum Cart</b> Manufactured from thick steel sheet in powder coated finish Front Wheels: 10" (250 mm) wide Rear castors with toe lock 5" nylon
<b>F</b>	<b>Feeder Hose</b> Connects pump outlet to the hose reel inlet, Length: 1.5m (5')



TMK1-OP5  
TMK1-OP3



TMK1-OP3H

**SPECIFICATIONS**

PUMP RATIO	5:1	3:1
FLOW RATE	UPTO 18 LPM	UPTO 14 LPM
WORKING PRESSURE	30-150 PSI (2-10 BAR)	30-150 PSI (2-10 BAR)
AIR INLET CONNECTION	1/4" (F)	1/4" (F)
PUMP OUTLET	1/2" (F)	1/2" (F)
AIR CONSUMPTION	250 LPM	230 LPM
NOISE LEVEL	81 db	81 db
FOR USE WITH	205 L DRUMS	205 L DRUMS

**ORDERING INFORMATION**

CAT NR.	PUMP	BOX QTY.
TMK1/OP3H/B1/BSP	3:1 Air Operated Pump with Hose Reel	1
TMK1/OP3/B1/BSP	3:1 Air Operated Pump without Hose Reel	1
TMK1/OP5/B1/BSP	5:1 Air Operated Pump	1

## 174 Electric Oil Pumps

OPM

Heavy duty oil pump designed to transfer bulk oils, hydraulic oils, used oil etc

Can be used to transfer used oil with a screen fitted onto the suction tube

Air cooled motor with thermal protection

**Duty Cycle**  
30 minutes ON / 30 minutes OFF

Non corroding aluminium die cast pump body

**Available in following versions**  
1. AC regular flow  
2. AC high flow  
3. DC regular flow

Sintered powder metal gears

**WETTED COMPONENTS**

Aluminium, Steel, Cast Iron, Nylon, NBR, Zinc, Polypropylene, PVC

**RECOMMENDED USE**

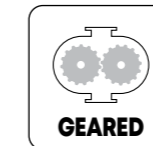
For oils upto SAE 90, Synthetic Oils, Used Oils, Hydraulic Oils, Cutting Oils, Oil Based Herbicides, Non-Flammable Oil Based Solvents, Liquid Soap etc.

Self priming, positive displacement design

High horsepower to flow ratio assures adequate power to pump viscous fluids at low temperatures

Pump has an internal bypass valve to bypass flow, if the discharge pressure exceeds the bypass valve setting

Built-in 2" bung adaptor for mounting on drums/tanks



**SPECIFICATIONS**

	OPM/220	OPM/220/HF	OPM/12
DESCRIPTION	Heavy Duty 220V AC	High Flow Heavy Duty 220V AC	Heavy Duty 12V DC
FLOW RATE	Upto 11.5 LPM	Upto 23 LPM	Upto 13.2 LPM
MOTOR	1/2 HP 220V AC	1/2 HP 220V AC	1/2 HP 12V DC
AMP	6 Amp	6 Amp	39 Amp
RPM	1300	2800	1500
SUCTION PIPE	34" long	34" long	34" long
HOSE	3/4" x 8'	3/4" x 8'	3/4" x 8'
INLET	1" NPT	1" NPT	1" NPT
OUTLET	3/4" NPT	3/4" NPT	3/4" NPT
DISPENSING NOZZLE	Ball valve	Ball valve	Ball valve
POWER CABLE LENGTH	8'	8'	-
MAX WORKING PRESSURE	65 PSI (4.5 BAR)	65 PSI (4.5 BAR)	65 PSI (4.5 BAR)
THERMAL PROTECTION	Yes	Yes	No
BOX QTY.	1	1	1

**175**

**Air Operated Double Diaphragm Pumps**

**AODD**



Double Diaphragm Pumps are designed for use in applications requiring large volume transfer in a short time

Driven by compressed air, these can transfer contaminated media & are very useful for cleaning out pits with mixed liquids such as oil, water etc.

Handle a wide variety of fluids with solid content as there are no close fitting or rotating parts

**Self Priming**

Pump is designed for high suction lift even at dry start up & also with heavier fluids

Ability to run dry, as there are no close fitting or sliding parts

**Portable/Simple Installation**

Simply connect air supply line & liquid line; pump is ready to perform

**Explosion Proof**

Safe pumps since they are operated by compressed air

**Pumping Efficiency Remains Constant**

No rotors, gears or pistons that wear over time, hence no decline in performance

All pump models are designed for use with an inlet air pressure of 20-100 PSI

Air inlet threaded 1/4" NPT (F)

**Pumps are available in a choice of 2 materials**

- i. Aluminium body with a Hytrel\* diaphragm. These can be used for all high temperature applications
- ii. Polypropylene - body with
  - a. Santoprene Diaphragm - for use with abrasives, acids, caustic etc.
  - b. Teflon (PTFE) Diaphragm - for use with fluids such as solvents



	AODD/1-4/FPT/N	AODD/1-2/BAH/N	AODD/1-2/FPT/N	AODD/1-2/FPS/N	AODD/3-4/BAH/N	AODD/3-4/BPS/N	AODD/0-1/BAH/N
SIZE	1/4"	1/2"	1/2"	1/2"	3/4"	3/4"	1"
CASING	Polypropylene	Aluminium	Polypropylene	Polypropylene	Aluminium	Polypropylene	Aluminium
DIAPHRAGM	PTFE	Hytrel®	PTFE	Santoprene®	Hytrel®	Santoprene®	Hytrel®
FLOW RATE	0-11 LPM	0-50 LPM	0-45 LPM	0-45 LPM	0-110 LPM	0-110 LPM	0-110 LPM
PUMP INLET/ OUTLET NPT (F)	1/4"	1/2"	1/2"	1/2"	3/4"	3/4"	1"
AIR EXHAUST NPT(F)	3/8"	3/8"	3/8"	3/8"	3/4"	3/4"	3/4"
MAX PARTICLE SIZE	N/A	1 mm	N/A	N/A	2.0 mm	2.0 mm	2.0 mm
SUCTION LIFT (DRY)	5-feet	5-feet	8-feet	8-feet	18-feet	18-feet	18-feet
MAX AIR CONSUMPTION	250 LPM (8.83 CFM)	450 LPM (15.9 CFM)	350 LPM (12.4 CFM)	350 LPM (12.4 CFM)	1200 LPM (42.4 CFM)	1200 LPM (42.4 CFM)	1200 LPM (42.4 CFM)
WETTED COMPONENTS	Polypropylene, PTFE	Aluminium, PA, Stainless steel, Hytrel®	Polypropylene, PTFE	Polypropylene, PTFE	Aluminium, Stainless steel, Hytrel®	Polypropylene, Santoprene®	Aluminium, Stainless steel, Hytrel®
VALVE BALL MATERIAL	PTFE (Flat type)	Hytrel®	PTFE (Flat type)	PTFE (Flat type)	Hytrel®	Santoprene®	Hytrel®
AIR MOTOR	Ryton®	Aluminium	Ryton®	Ryton®	Aluminium	Glass-filled polypropylene	Aluminium
MAXIMUM LIQUID TEMPERATURE	60°C	80°C	60°C	60°C	80°C	60°C	80°C

**Note:**

Other materials, configurations and sizes can be custom manufactured on order

**TEMPERATURE RANGE FOR VARIOUS MATERIALS**

BODY / CASING MATERIAL	LIQUID TEMPERATURE RANGE
ALUMINIUM	0°C to 100°C
POLYPROPYLENE	0°C to 60°C
DIAPHRAGM MATERIAL	LIQUID TEMPERATURE RANGE
HYTREL® (TPEE)	0°C to 80°C
SANTOPRENE® (TPO)	0°C to 90°C
TEFLON® (PTFE)	0°C to 100°C

**ORDERING INFORMATION**

CAT NR.	SIZE	CASING	DIAPHRAGM	RECOMMENDED FLUIDS	BOX QTY.
AODD/1-4/FPT/N	1/4"	Polypropylene	PTFE	Windshield Washer Fluid, Caustic Soda, Sulfuric Acid (Up To 75%), Plating Solution, Photograph Developing Liquid, Benzene, Hydrogen Peroxide, Waste Water Etc.	1
AODD/1-2/BAH/N	1/2"	Aluminium	Hytrel®	Diesel Fuel, Kerosene, Lubricants, Gear Oil, Engine Oil, Waste Oil, Brake Fluid, Naphtha, Mold Lubricants, Antifreeze And Waste Water	1
AODD/1-2/FPT/N	1/2"	Polypropylene	PTFE	Windshield Washer Fluid, Caustic Soda, Sulfuric Acid (Up To 75%), Plating Solution, Photograph Developing Liquid, Benzene, Hydrogen Peroxide, Waste Water Etc.	1
AODD/1-2/FPS/N	1/2"	Polypropylene	Santoprene®	Ethanol, Ammonium Hydroxide And Waste Water	1
AODD/3-4/BAH/N	3/4"	Aluminium	Hytrel®	Diesel Fuel, Kerosene, Lubricants, Gear Oil, Engine Oil, Waste Oil, Brake Fluid, Naphtha, Mold Lubricants, Antifreeze And Waste Water	1
AODD/3-4/BPS/N	3/4"	Polypropylene	Santoprene®	Ethanol, Ammonium Hydroxide And Waste Water	1
AODD/0-1/BAH/N	1"	Aluminium	Hytrel®	Diesel Fuel, Kerosene, Lubricants, Gear Oil, Engine Oil, Waste Oil, Brake Fluid, Naphtha, Mold Lubricants, Antifreeze And Waste Water	1

**176 Oil Management System**

**Upgrade your workshop today!**

Centralized control of new and waste oil management

Alerts when tanks require refelling or drainage

Each unit can monitor upto 8 dispensing outlets

Provides automated tracking and monitoring of the lubrication room for accurate oil dispensing and also prevents wastage of oil due to any human error



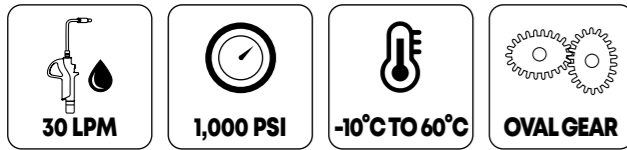
**CONFIGURATION GUIDE**

NO OF POINTS / COMPONENTS	POWER SUPPLY INTERFACE	CONTROL KEYPAD	SOLENOID VALVE	PULSE METER	OIL RATIO PUMP	HOSE REEL	OIL CONTROL GUN
ONE POINT SYSTEM	1	1	1	1	1	1	1
TWO POINTS SYSTEM	1	1	2	2	2	2	2
THREE POINTS SYSTEM	1	1	3	3	3	3	3
FOUR POINTS SYSTEM	1	1	4	4	4	4	4
FIVE POINTS SYSTEM	1	1	5	5	5	5	5
SIX POINTS SYSTEM	1	1	6	6	6	6	6
SEVEN POINTS SYSTEM	1	1	7	7	7	7	7
EIGHT POINTS SYSTEM	1	1	8	8	8	8	8
NINE POINTS SYSTEM	1	2	9	9	9	9	9
TEN POINTS SYSTEM	1	2	10	10	10	10	10
ELEVEN POINTS SYSTEM	1	2	11	11	11	11	11
TWELVE POINTS SYSTEM	1	2	12	12	12	12	12
THIRTEEN POINTS SYSTEM	1	2	13	13	13	13	13
FOURTEEN POINTS SYSTEM	1	2	14	14	14	14	14
FIFTEEN POINTS SYSTEM	1	2	15	15	15	15	15
SIXTEEN POINTS SYSTEM	1	2	16	16	16	16	16

**AN IDEAL 4 BAY SYSTEM MUST INCLUDE**

NAME OF COMPONENT	OIL RATIO PUMP	HOSE REEL	OIL CONTROL GUN	SOLENOID VALVE	PULSE METER	CONTROL KEYPAD	CONTROLLER SOFTWARE	POWER SUPPLY INTERFACE
SPECIFICATIONS	World-class Industrial 5:1 Oil Dispensing Pumps with guaranteed performance & hassle free operation	All metal 10m or 15 m hose reels with Heavy duty dual ratchet to reduce stress on spring smooth & balanced operation during hose extension & retraction. Can lock hose in multiple usable positions	With or without meter having built-in continuous flow switch that can be activated for unattended dispensing	Flow range: 0 to 50 l/min Operating Pressure: Max 207 bar Inlet/Outlet connections : 1/2" BSP	Electric oval gear meter suitable for monitoring the delivery of oils with a wide range of viscosity. Flow Rate: Upto 30 L/Min Operating Pressure: Max 70 Bar Repeatability: 0.3% Accuracy: ± 0.5%	A single Control Keypad can monitor up to 8 different outlets dispensing	Easy to operate software interface offering outlet dispensing activated directly from the PC software	A single power supply gives enough power to run up to eight outlets
QTY.	4	4	4	4	4	1	1	1



**177**
**Mechanical Oil Meters**
**OM-10**


High pressure positive displacement meter suitable for in-line and end of line applications

Oval gear mechanism for optimum accuracy

High reliability Mechanical Display

Robust Aluminum Die Cast construction with protective shroud on meter

Available in Litres / Quarts version

**WETTED COMPONENTS**

Aluminum, Stainless Steel, Nitrile Rubber & POM

**RECOMMENDED USE**

Oils with viscosity upto 2000 cSt, Diesel, Biodiesel

**DO NOT USE WITH**

Water based media, Gasoline etc.


**SPECIFICATIONS**

ACCURACY	±1%
REPEATABILITY	±0.20%
BURST PRESSURE	3000 PSI (210 BAR)
PRESSURE LOSS	10 PSI (0.7 BAR)
UNITS OF MEASURE	Litres or Quarts
MAX. RESETTABLE BATCH TOTAL	999.9 Units
MAX. NON RESETTABLE TOTALIZER	999999.9 Units
LEAST COUNT / RESOLUTION	0.10 Units
WATER RESISTANCE	IP55

**Note:** Not to be used to measure media for resale

**ORDERING INFORMATION**

CAT NR.	MEASUREMENT	THREADS	BOX QTY.
OM-10/1-2/BSP	Litres	1/2" BSP (F)	1
OM-10/1-2/N	Litres	1/2" NPT (F)	1
OM-10Q/1-2/N	Quarts	1/2" NPT (F)	1

**178**
**Heavy Duty Electronic Oil Meter**
**OM-200**


High pressure positive displacement meter suitable for in-line and end of line applications

Oval gear mechanism for optimum accuracy

6 Digit non-resettable totaliser

Meter inlet/outlet threaded 1/2" BSP (F)


Electronic display using one 3V lithium Ion battery (CR2450)

Robust aluminium die cast construction with protective shroud on meter

Display can be rotated in every 90° orientation for ease of installation

Measures in litres, US gallons, quarts, pints, ounces & decilitres

Easy user re-calibration



Display can be changed by rotating the card in its housing thus ensuring great versatility in positioning

**SPECIFICATIONS**

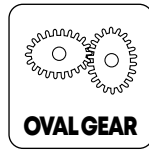
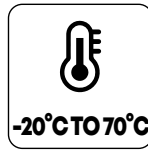
ACCURACY*	±0.50%
REPEATABILITY*	0.20%
MAX WORKING PRESSURE	1,000 PSI (70 BAR)
UNITS OF MEASURE	Litres or Quarts
MAX RESETTABLE TOTAL	99,999.9 Units
MAX NON-RESETTABLE TOTAL	9,999,999 Units
LEAST COUNT / RESOLUTION	Upto 0.001 Units
DISPLAY OUTPUT	User selectable for 0.1, 0.01, 0.001 units

**Note:** Not to be used to measure media for resale

\*Tested in laboratory conditions

**ORDERING INFORMATION**

CAT NR.	THREADS	BOX QTY.
OM/200/1-2/BSP	1/2" BSP (F)	1



Super accuracy heavy duty gun for controlling fluid deliveries in most demanding applications

Oval gear mechanism

High Reliability Mechanical display

Aluminium Die cast meter & gun body

Built-in continuous flow switch can be activated for un-attended dispensing

Swivel at inlet for easy maneuverability. Strainer in the swivel keeps contaminants, dust, grit etc. away from entering the gun

Supplied complete with rigid steel extension and manual non drip nozzle

**WETTED COMPONENTS**

Aluminum, Steel, Brass, Stainless Steel, NBR & Acetal

**RECOMMENDED USE**

Oils with viscosity upto 2000 CST

**DO NOT USE WITH**

Water based media, Gasoline etc

**SPECIFICATIONS**

ACCURACY	±1%
REPEATABILITY	±0.20 %
MAX. RESETTABLE BATCH TOTAL	999.9 Litres or Quarts
MAX. NON RESETTABLE TOTALIZER	999999.9 Litres or Quarts (7 Digit)
LEAST COUNT /RESOLUTION	0.10 Litres or Quarts
INLET THREADED	1/2" BSPT (F) / 1/2" NPT (F)
IN-LINE SWIVEL	1/2" (F)
OUTLET DIAMETER OF STEEL SPOUT	1/2" (12.7 mm)
INSIDE DIAMETER OF HOSE EXTENSION	1/2"(12.7 mm)

**Note:** Not to be used to measure media for resale

**ORDERING INFORMATION**

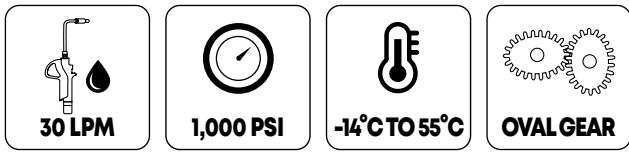
CAT NR.	BOX QTY.
OM/10/OGN/RM/B	1



**180**

# Heavy Duty Electronic Oil Control Gun

**OGN-OM200**



Super accuracy heavy duty gun for controlling fluid deliveries in most demanding applications

Oval gear mechanism

Electronic display using one 3V lithium Ion battery with life upto 5 years

Aluminium die cast meter & gun body with protective shroud on meter

Built-in continuous flow switch can be activated for unattended dispensing

Built-in swivel at inlet for easy manoeuvrability

Strainer in the swivel prevents constmannts, dust, fgrit etc from entering the gun

Easy user re calibration

Supplied complete with rigid steel extension, with a manual non drip nozzle

**WETTED COMPONENTS**

Aluminum, Acetal, Nitrile Rubber & Steel

**RECOMMENDED USE**

Oils upto SAE 140, Diesel, Kerosene & Engine Coolants (RTU)

**DO NOT USE WITH**

Water Based Media, Petrol etc.

**SPECIFICATIONS**

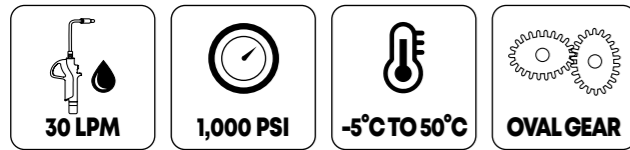
ACCURACY	± 0.50%
REPEATABILITY	0.20%
PRESSURE LOSS	10 PSI (0.7 BAR)
MAX. RESETTABLE BATCH TOTALIZER	99,999.9 units
MAX. NON RESETTABLE BATCH TOTALIZER	9,99,999 units
LEAST COUNT /RESOLUTION	0.001 units
DISPLAY OUTPUT	User selectable for 0.1, 0.01, 0.001 Units
INLET THREADED	1/2" BSPT (F)
WATER RESISTANCE	IP55

**Note:** Not to be used to measure media for resale

**ORDERING INFORMATION**

CAT NR.	BOX QTY.
OM/200/OGN/RM/B	1



**181**
**Electronic Preset Oil Control Gun**
**OM-300**


Heavy duty oil control gun with robust aluminium construction

Electronic preset design; works on 4 x 1.5V AA batteries

Dual Mode: Manual & Pre-Set (dispenses set quantity of media & stops)

Oval gear mechanism for optimum accuracy

Adjustable outlet nozzle can be positioned for in-line or 90° dispensing

Resettable totalizer for individual batch can be set in litres, quarts, pints & gallons

A second resettable totalizer for multiple dispensing operations can be set in litres, quarts, pints & gallons with max. pre-set volume of 99.9 units

Lifetime non-resettable totalizer can be set in litres

Built-in swivel at Inlet fitted with strainer

Supplied complete with steel extension with built-in non drip tip

**WETTED COMPONENTS**

Aluminium, Steel, Stainless Steel, Brass, Polyurethane, Acetic Resin, Hi Nitrile Rubber

**RECOMMENDED USE**

Oils with viscosity in the range of 10 to 5000 cst, Diesel

**DO NOT USE WITH**

Petrol, Windshield Fluids etc.

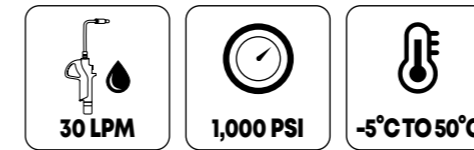
**SPECIFICATIONS**

INLET	1/2" BSP (F)
ACCURACY	± 0.50%
REPEATABILITY	± 0.20%
MINIMUM PRE SET QTY.	0.10 Units
MAXIMUM PRE SET QTY.	99.9 Units
MAX. RESETTABLE BATCH TOTALIZER	999.9 Units
MAX. NON RESETTABLE BATCH TOTALIZER	999999 Units
VISCOSITY OF MEDIA DISPENSED	10 to 5000 cst
RESOLUTION / LEAST COUNT	0.005 litre
WATER RESISTANCE	IP55

**Note:** Not to be used to measure media for resale

**ORDERING INFORMATION**

CAT NR.	BOX QTY.
OM/300/PS/RA/BSP	1


**182**
**Oil Control Guns**
**OGN**


Heavy duty gun for controlling fluid deliveries in most demanding applications

Aluminium die cast construction

Built-in continuous flow switch can be activated for unattended dispensing

Swivel at inlet for easy manoeuvrability. Strainer in the swivel keeps contaminants, dust, grit etc. from entering the gun

**WETTED COMPONENTS**

Aluminum, Steel, Brass & NBR

**RECOMMENDED USE**

Oils with viscosity upto SAE 140

**DO NOT USE WITH**

Water based media, Petrol etc.

**VARIANTS**

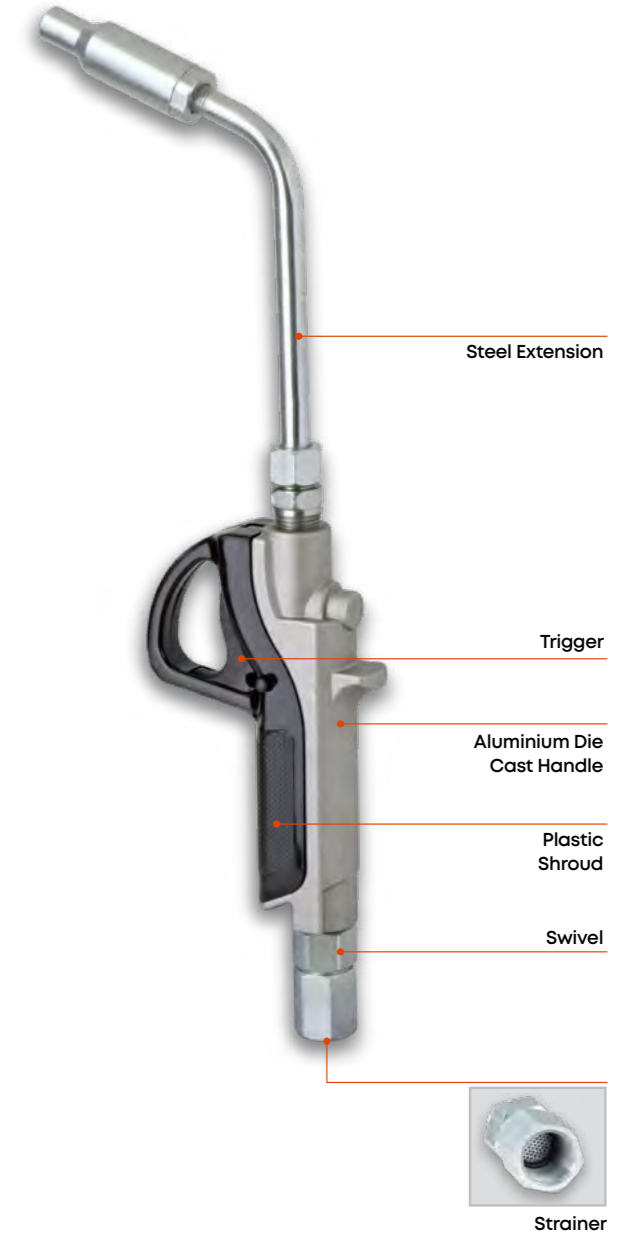
OGN/SA/1-2R/B	OGN/SM/1-2R/B
With Steel Extension & Automatic Non Drip Nozzle	With Steel Extension & Manual Non Drip Nozzle

**ORDERING INFORMATION**

CAT NR.	BOX QTY.
OGN/SA/1-2R/B	1
OGN/SM/1-2R/B	1

**SPECIFICATIONS**

INLET THREADS	1/2" BSPT (F) / 1/2" NPT (F)
IN-LINE SWIVEL	Included
OUTLET DIAMETER OF STEEL SPOUT	1/2" (12.7 mm)
INSIDE DIAMETER OF HOSE EXTENSION	1/2" (12.7 mm)



# 183 Transfer Gun

**SG-20**

**Dual action transfer gun:** draws in & pumps out liquids in a single stroke

Easy & safe answer to fluid transfer, especially useful in transferring media unsafe for body contact

Gun body is non-denting & is made from heavy aluminum section. Suction head & piston have an aluminum construction & use viton piston rings

### WETTED COMPONENTS

Aluminum, Brass, Viton, PVC

### RECOMMENDED USE

Fuel Oils, Mineral Oils, Synthetic & Biological Oils, Petrol, Coolants, Water, Spirits & Brake Fluids



Complete with 8' of Vinyl Hose (4' with each valve)

### ORDERING INFORMATION

CAT NR.	CAPACITY (ML)	BOX QTY.
SG/20	350	20

# 184 Oil Cans V Series

Tin coated steel body in premium powder coated finish

Steel pump with double ball check

Useful for convenient dispensing of oil

Complete with 150 mm (6") rigid steel spout



### ORDERING INFORMATION

CAT NR.	CAPACITY (ML)	BOX QTY.
V200R	200	72
V300R	300	72
V500R	500	72

# 185 Hydraulic Oil Hoses

Hydraulic Rubber Hoses for use with Air Operated Oil Pumps

Hose exceeds SAE 100 R1 specification

Working Pressure 2,200 PSI (150 BAR)

Inner Dia: 1/2"  
Outer Dia: 7/8"

Hydraulically crimped with steel fittings with 1/2" (M) threads on both ends



### ORDERING INFORMATION

CAT NR.	LENGTH (M)	THREADS	BOX QTY.
HH/1.5/1-2M/BSP	1.5	1/2" BSP (M)	1
HH/2.5/1-2M/BSP	2.5	1/2" BSP (M)	1
HH/1.5/1-2M/3-8M/BSP	1.5	1/2" BSP (M) x 3/8" BSP (M)	1

# 186 Flexible Spout Measures

**MSR**

High density translucent polyethylene construction

Used for transferring measured quantity of fluid

Supplied complete with polyethylene flexible spout with cap and polypropylene lid

Not to be used for measuring media for sale



Spout Cap

Dust Cap

### ORDERING INFORMATION

CAT NR.	CAPACITY (LITRES)	BOX QTY.
MSR/P/F-1	1	40
MSR/P/F-2	2	25
MSR/P/F-3	3	20
MSR/P/F-5	5	15
MSR/P/F-6	6	12
MSR/P/F-8	8	12

# 187 Smart Funnels

**FNL-8**
**FNL-9**

High density translucent polypropylene construction

Designed with special contours in the funnel body for easy handling

Anti-splash & spill proof, with curved rim

Complete with wire mesh screen, dust cover & flexible spout

### Available in 2 sizes

- Funnel only
- Funnel with bung attachment for direct mounting on drums with 2" opening

### ORDERING INFORMATION

CAT NR.	DESCRIPTION	CAPACITY (LITRES)	BOX QTY.
FNL/8	Funnel only	1.7	15
FNL/9B	Funnel with bung	3	15



Direct mounting on drums with 2" opening


**FNL/8**  
Capacity 1.7 litres  
Dia 8" (250mm)

**FNL/9B**  
Capacity 3.0 litres  
Dia 9-1/2" (240mm)

**188 Fuel & Oil Funnels**

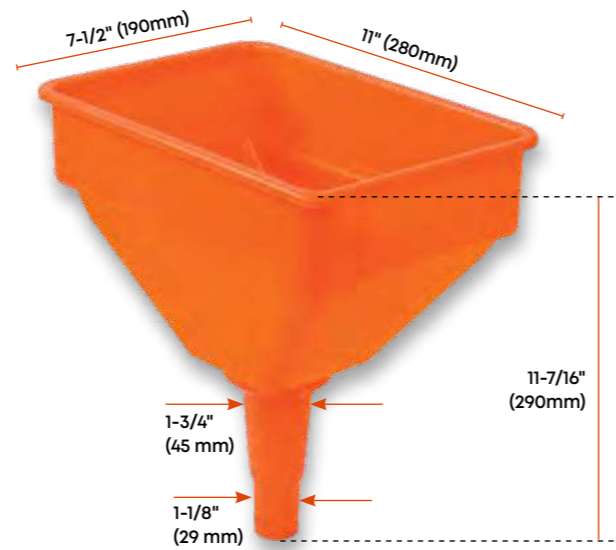
**FNL-11**

High flow fuel & oil funnel with extra large mouth for easy pouring

Heavy Duty polyethylene construction for outdoor use over varying temperature conditions

**RECOMMENDED USE**

Diesel, Gasoline, Kerosene, Urea, Antifreeze & Water



**ORDERING INFORMATION**

CAT NR.	CAPACITY	BOX QTY.
	(LITRE)	
FNL/11F	4.7	15

**189 Conical Funnels**

**FNL-6**

**FNL-7**

Polyethylene funnels designed for use with virtually any media. Will never corrode or rust

**WETTED COMPONENTS**

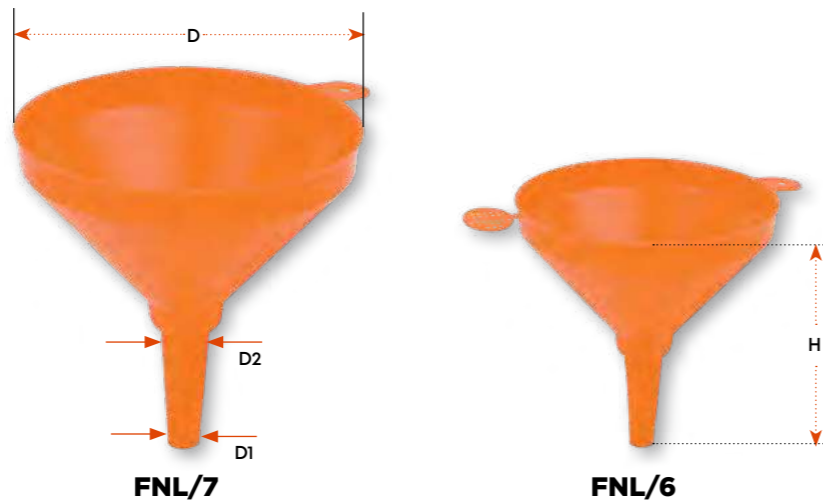
Polyethylene

**RECOMMENDED USE**

Diesel, Gasoline, Kerosene, Urea, Oils, Antifreeze & Other Water based media.

**DO NOT USE WITH**

Acids & other media at temperatures above 60°C



**ORDERING INFORMATION**

CAT NR.	CAPACITY (ML)	HEIGHT (H)		D		D1		D2		BOX QTY.
		(INCH)	(MM)	(INCH)	(MM)	(INCH)	(MM)	(INCH)	(MM)	
FNL/6	650	6	153	5-3/4	146	9/16	14	7/8	22	60
FNL/7	1800	8-11/32	214	8-11/32	212	1-1/8	28.9	1-7/8	46.5	40

**190 Plastic Funnel Set 4 Pieces**

**FNL**

**NEW!**

Polypropylene funnels designed for quick & drip-free transfer of variety of fluids

High rim works as an effective splash guard

Sold as a set of 4

**RECOMMENDED USE**

Diesel, Gasoline, Kerosene, Urea, Oils, Antifreeze & Other Water based media.

**DO NOT USE WITH**

Acids & other media at temperatures above 60°C (140°F)



**SET INCLUDES 4 FUNNELS**



DIA (D)		CAPACITY	
(INCH)	(MM)	(ML)	(OZ.)
5	125	430	15
4	100	245	8.5
3	75	120	4.2
2	50	40	1.4

**ORDERING INFORMATION**

CAT NR.	BOX QTY.
FNL/4/ST	50

## 191 Metal Hose Reels

HR-AW

HR-OL

HR-GR

All metal hose reels

Ribbed steel design prevents bending & flexing. Rolled edges for added strength & stability

Compact design allows these to be used in confined spaces with ease

### Casseted Spring Design

Drive springs are manufactured from highest quality spring steel that ensures long life. Precise manufacturing guarantees a superior quality edge

Fully enclosed casseted design makes the spring resistant to corrosion caused by water & dirt, guaranteeing longer life & trouble free operation. Convenient & safe maintenance

### Heavy Duty Dual Ratchet

Reduces stress on spring providing smooth & balanced operation during hose extension & retraction. Ratchet teeth can lock hose in multiple usable positions

### Multiple Position Guide Arm

Guide arms can be adjusted at 45° intervals for floor, wall or truck mounting with a convenient mounting angle for hose to be released at optimum position

### Reels are available With

- Dual Guide Arm:** Medium & high pressure applications involving grease & oils. Dual guide arm design is structurally reinforced strengthened with metal ribs that prevent flexing and bending due to hose pull
- Single Guide Arm:** For low pressure applications involving air and water


Adjustable roller guide arm with removable nylon guide rollers reduces drag & wear

Inlet swivel reduces torque load on power spring for smoother hose movement & durability

1/4" (6.35 mm) thick steel base with easy mounting eyelet hole

All components are powder coated after cleaning, degreasing & iron phosphate penetrating ensuring a long lasting, durable & attractive finish

Hose Reel accessories for floor mounting & angular mounting on walls are also available



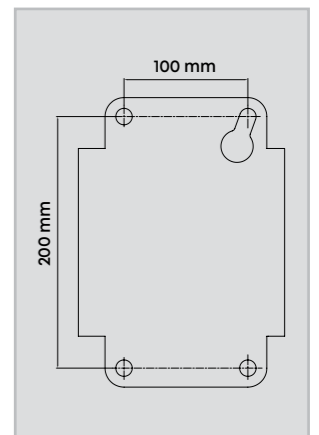
### MOUNTING BRACKET OPTIONS

SWV/HR/360 47950	SWV/HR/140 47951
	
Floor Mounting Bracket (available as spare)	Wall Mounting Bracket (available as spare)

### VARIANTS

AIR / WATER LOW PRESSURE HOSE REELS	
OIL / MEDIUM PRESSURE HOSE REELS	
GREASE / HIGH PRESSURE HOSE REELS	

Hose Reel Bolt Pattern



### ORDERING INFORMATION

CAT NR.	MAX. PRESSURE	INLET/ OUTLET THREADS	HOSE ID		HOSE OD		HOSE LENGTH (M)	BOX QTY.
		(INCH)	(INCH)	(MM)	(INCH)	(MM)		
<b>AIR/WATER - LOW PRESSURE HOSE REELS</b>								
HR/AW/10M/3-8/B	300 PSI	3/8	3/8	9.5	5/8	15.9	10	1
HR/AW/15M/3-8/B	300 PSI	3/8	3/8	9.5	5/8	15.9	15	1
HR/AW/10M/1-2/B	300 PSI	1/2	1/2	12.7	3/4	19	10	1
HR/AW/15M/1-2/B	300 PSI	1/2	1/2	12.7	3/4	19	15	1
<b>OIL - MEDIUM PRESSURE HOSE REELS</b>								
HR/OL/10M/3-8/B	2,000 PSI	3/8	3/8	9.5	23/32	18.1	10	1
HR/OL/15M/3-8/B	2,000 PSI	3/8	3/8	9.5	23/32	18.1	15	1
HR/OL/10M/1-2/B	2,000 PSI	1/2	1/2	12.7	7/8	21.5	10	1
HR/OL/15M/1-2/B	2,000 PSI	1/2	1/2	12.7	7/8	21.5	15	1
<b>GREASE - HIGH PRESSURE HOSE REELS</b>								
HR/GR/10M/1-4/B	5,800 PSI	1/4	1/4	6.35	5/8	15.9	10	1
HR/GR/15M/1-4/B	5,800 PSI	1/4	1/4	6.35	5/8	15.9	15	1
HR/GR/10M/3-8/B	4,000 PSI	3/8	3/8	9.5	3/4	19	10	1
HR/GR/15M/3-8/B	4,000 PSI	3/8	3/8	9.5	3/4	19	15	1

## 192 Air / Water Hose Reel

HRP-AW

Safe storage system that keeps hoses off the floor, reducing wear and tear of costly hose, prevents accidents and keeps workplace CLUTTER FREE

### Compact & Fully Enclosed Design

- Fully enclosed design protects the inner spring from water & dirt
- Compact size allows these to be used in confined spaces with ease
- The Top cover discreetly hides the handle yet makes it easily accessible
- Drive spring – superior choice of material, control hardness, moment of force makes these durable and long lasting

### Auto Roll-Up

Equipped with slow rewinding mechanism ensuring no injury to the user.

Hose can be locked at any desired position

### 180° Swivel Wall Bracket

Easily fix the bracket on the wall using screws

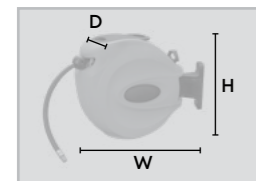
Hose reel can swivel 180° on the bracket and can be adjusted in the desired angle

User can change the hose easily as per its needs/application



### SPECIFICATION

CASE MATERIAL	Polypropylene
HOSE LENGTH	15 meter (50 ft.)
HOSE MATERIAL	Hybrid (Nitrile + PVC)
HOSE I.D.	3/8" (10 mm)
THREAD SIZE	1/4" BSPT
WORKING PRESSURE	217 PSI (15 Bar)
BURST PRESSURE	580 PSI (40 Bar)
OPERATING TEMPERATURE	-5°C to 45°C (23°F to 113°F)



### ORDERING INFORMATION

CAT NR.	SIZE (WxD xH)		BOX QTY.
	(INCH)	(MM)	
HRP/AW/15M/3-8/B	14-7/8 x 7-1/4 x 13-1/4	378 x 185 x 335	1



## 193 Electric Waste Oil Pumps

EWOP

Electric Pump for waste oil evacuation

Flexible impeller design enables pumping high viscosity fluids at high flow rate

Motor with thermal overload protection to prevent over heating

Self priming ZAMAC body can handle a wide variety of fluids

### Suction and Discharge Ports

Dual threads:  
3/8" NPT thread (F) and  
3/4"-11.5 NH(M)

Ideal for pumping used engine oil, transmission oil, hydraulic oil etc.

### Available in the following options

- 220V, 50Hz AC
- 12V DC

### Duty Cycle

45 min ON / 45 min OFF

### WETTED COMPONENTS


ZAMAC, Stainless Steel, Nitrile Rubber, Neoprene

### RECOMMENDED USE

Used Oil, Engine Oil, Transmission Oil, Hydraulic Oil, Water, Ethylene Glycol

### DO NOT USE WITH

Gasoline, any flammable media



3/4" Garden Hose Thread (M)

3/8" NPT Thread (F)

### VARIANTS

	EWOP/220/EU	EWOP/12
FLOW RATE	23 LPM	17 LPM
MAX. PRESSURE*	18 PSI (1.25 BAR)	18 PSI (1.25 BAR)
SUCTION LIFT (DRY/WET)	6' (182 cm) / 8' (243 cm)	6' (182 cm) / 8' (243 cm)
DISCHARGE HEAD (WATER)	40' (12.2m)	40' (12.2m)
MAX. VISCOSITY	2000 SSU (SAE 30)	2000 SSU (SAE 30)
POWER CABLE LENGTH	6' (182 cm)	N/A

\*As pressure increases the flow rate will decrease

### ORDERING INFORMATION

CAT NR.	INPUT POWER	BOX QTY.
EWOP/220/EU	220V, 50HZ AC	4
EWOP/12	12V DC	4



**194**

## Air Operated Double Diaphragm Pumps

**AODD**

Specifically engineered with reduced parts ensuring maximum performance & reliability. These are used for transfer of clean & particulate laden fluids including waste oil in industrial, automotive, chemical processing, oil & gas and marine applications

### Truly Non-lubricated Design

A non lubricated outside accessible air distribution system with no messy pre-packed grease

### Energy saving

20% less air consumption over conventional pumps

### Fully bolted design

Quick tear down & rebuild, Hence negligible downtime during operation

### 20% Fewer wearing parts

Low periodic maintenance is required

### Self Priming

The pump design (incorporating internal check valves) allows for high suction lift even at dry start-up and with heavier fluids

### Explosion Proof

As pumps are operated by compressed air, therefore, they are intrinsically safe

### Submersible

If external components are compatible - these pumps can be submerged in the liquid by simply running the exhaust line above the liquid level



### VARIANTS

	AODD/25/BAH/N	AODD/15/BAH/N	AODD/15/BPS/N
SIZE	1"	1/2"	1/2"
CASING	Aluminum	Aluminium	Polypropylene
DIAPHRAGM	Hytrel	Hytrel	Santoprene
FLOW RATE	Upto 140 LPM (37 GPM)	Upto 58 LPM (15.3 GPM)	Upto 55 LPM (14.5 GPM)
PUMP INLET/OUTLET (F)	1" Opening	1/2" Opening, 4 inlets & 4 outlets	1/2"
AIR INLET	3/8"	1/4"	1/4"
AIR INLET PRESSURE	29 - 100 PSI (2 - 7 BAR)	29 - 100 PSI (2 - 7 BAR)	29 - 100 PSI (2 - 7 BAR)
MAX. PARTICLE SIZE	1/8" (3 mm) or less	1/32" (1 mm) or less	1/32" (1 mm) or less
WETTED COMPONENTS	Aluminum & Hytrel	Aluminum & Hytrel	Polypropylene & Santoprene
DISCHARGE VOLUME PER CYCLE	Upto 600 ml	Upto 160 ml	Upto 190 ml
DIMENSIONS	10 x 10 x 12-3/8" (257 x 257 x 315 mm)	8-1/2 x 9-21/32 x 11-11/32" (216 x 245 x 288 mm)	8.5 x 8.5 x 11.34" (216 x 216 x 288 mm)
LIQUID TEMP.	0 - 80°C	0 - 80°C	0 - 60°C
MAX. AIR CONSUMPTION	900 LPM (31.8 CFM)	520 LPM (18.3 CFM)	700 LPM (24.7 CFM)
NOISE LEVEL	81 db	81 db	81 db
WEIGHT	9.3 kg (20 lbs)	5.4 kg (11.9 lbs)	2.54 Kg (5.6 lbs)
RECOMMENDED USE	Diesel fuel, Kerosene, Lubricants, Gear oil, Engine oil, Waste oil, Brake fluid, Naphtha, Mold lubricants, Antifreeze & Waste water	Diesel fuel, Kerosene, Lubricants, Gear oil, Engine oil, Waste oil, Brake fluid, Naphtha, Mold lubricants, Antifreeze & Waste water	Adblue, Antifreeze, Ethanol, Ammonium Hydroxide & Waste Water

### ORDERING INFORMATION

CAT NR.	BOX QTY.
AODD/25/BAH/N	1
AODD/15/BAH/N	1
AODD/15/BPS/N	1

**195**

## Waste Oil Drain Pressurized

**WOD-68**

Designed for excellent mobility & simple to use pressurized evacuation - gravity draining of motor, engine, gearbox & differential oils

Durable all steel design & re-inforced castors

Centrally mounted 10 litre capacity bowl is height adjustable & can be optimally positioned allowing oil draining as well as other maintenance operations

68 litre tank includes a preset air regulator that allows the use of standard compressed air upto 150 PSI (10 BAR)

Tank includes a safety valve and a re-inforced dispensing hose that doubles as a sight gauge to prevent overfilling

Complete with a 14" (355 mm) telescopic bowl that can be adjusted from 45" (1143 mm) to 72" (1828 mm)

### SPECIFICATIONS

TANK CAPACITY	68 Litres
MAX. COLLECTION CAPACITY	55 Litres
BOWL CAPACITY	10 Litres
BOWL INNER DIAMETER	14" (355 mm)
LENGTH OF DRAINING HOSE	2m
MAXIMUM HEIGHT	72" (1828 mm)
MINIMUM HEIGHT	45" (1143 mm)
RECOMMENDED DRAINING PRESSURE	8 PSI (0.5 BAR)

### ORDERING INFORMATION

CAT NR.	BOX QTY.
WOD/68A	1



Bowl fitted with anti-splash screen



Dispensing hose doubles as a sight gauge to prevent overfilling



Lockable front wheels provide stability to the unit



Used oil being drained from vehicle in an automotive workshop



### WARNING

Do not use with fuels and corrosive media

# 196 Low Profile Truck Drain

TD-68

TD-90

Low height steel truck drain, designed for use with heavy duty commercial vehicles, buses & other low profile automobiles

Removable anti splash tray reduces splash & prevents particles larger than 0.20" (5 mm) dia. to enter into the tank

Suited to collect waste fluids - motor oils, transmission fluids, coolants etc.

Comes with 3" x 1" rubber wheels & front swivel castor for easy movement

### Available in 2 sizes


- 68 litre capacity
- 90 litre capacity

### Both sizes available in 2 Versions

- Gravity Oil Drain**
- Oil Drain with Manual Rotary Pump**  
Manual rotary pump offers a discharge of upto 1 litre / 5 turns
- Oil Drain with Electric Pump**
  - Flexible Impeller design electric pump enables it to pump high viscosity fluid at high flow rate
  - Duty cycle: 45 min On / 45 min Off
  - UL approved motor
  - Motor has thermal overload protection to prevent over heating

### WETTED COMPONENTS

Steel, PVC, ZAMAC\*, Stainless Steel, NBR\*\*  
\* Only in Truck Drain with Electric Pump Model  
\*\* Only in Truck Drain with Manual Pump & Electric Pump Models



**TD/68E/12**  
With Electric Pump



**TD/68G**  
Gravity Oil Drain



**TD/68P**  
With Manual Rotary Pump

### ORDERING INFORMATION

CAT NR.	RESERVOIR CAPACITY	LENGTH		WIDTH		HEIGHT		PUMP FLOW RATE	COLOUR	BOX QTY.
	(LITRES)	(INCH)	(MM)	(INCH)	(MM)	(INCH)	(MM)			
<b>GRAVITY OIL DRAIN</b>										
TD/68G	68	41.92	1065	22	560	7-1/2	190	-	Orange	1
TD/90G	90	47.8	1215	29.5	750	8.3	212	-	Black	1
<b>OIL DRAIN WITH MANUAL ROTARY PUMP</b>										
TD/68P	68	41.92	1065	22	560	7-1/2	190	Upto 1 litre / 5 turns	Orange	1
TD/90P	90	47.8	1215	29.5	750	8.3	212		Black	1
<b>OIL DRAIN WITH 220 V 50 HZ AC PUMP</b>										
TD/68E/220/EU	68	41.92	1065	22	560	7-1/2	190	Upto 23 LPM	Orange	1
TD/90E/220/EU	90	47.8	1215	29.5	750	8.3	212		Orange	1
<b>OIL DRAIN 12 V DC PUMP</b>										
TD/68E/12	68	41.92	1065	22	560	7-1/2	190	Upto 17 LPM	Orange	1
TD/90E/12	90	47.8	1215	29.5	750	8.3	212		Orange	1

# 197 Plastic Truck Drain

TD-17

Truck drains eliminate the need to lift vehicles for changing oil or coolant

With a capacity of 65 litres & total height 7-3/4" (195mm) the reservoir is moulded from lightweight yet robust high impact polyethylene

Removable anti-splash screen prevents solid particles/debris of over 0.15" (3.8 mm) dia. from entering tank

Recessed pocket at each corner provides storage space for drain plugs & filters

Baffles inside the reservoir prevents any oil spillage during transport

Hose hanger for safe keeping the hose when not in use

4" (100 mm) nylon castors gives better manoeuvrability

Designed for use with heavy-duty trucks, buses, RV's & other low profile automobiles

### Available in 3 Versions:

- Gravity Oil Drain**
- Oil Drain with Manual Rotary Pump**
- Oil Drain with Electric Oil Pump:**
  - Flexible Impeller design electric pump enables it to pump high viscosity fluid at high flow rate
  - Duty cycle: 45 On/45 min Off
  - UL approved motor
  - Motor has thermal overload protection to prevent over heating

### WETTED COMPONENTS

Polyethylene, PVC, Steel, Cast Iron\*, ZAMAC\*\*, SS\*\*, NBR\*\*\*

\* (Only for TD/17/P)

\*\* (Only in TD/ 17/E)

\*\*\* ( Only in TD/17P & TD/17E)

### RECOMMENDED USE

Lubricating Oil (upto SAE 90), Non Corrosive Media, Waste Fluids including Motor Oil etc.



**TD/17E/12**  
With Electric Pump

### FLUIDS



**TD/17G**  
Gravity Oil Drain



**TD/17P**  
With Manual Rotary Pump

### ORDERING INFORMATION

CAT. NR.	DESCRIPTION	PUMP FLOW RATE	BOX QTY.
TD/17G	Gravity Oil Drain	-	1
TD/17P	Oil Drain with manual rotary pump	Upto 1 litre / 5 turns	1
◆ TD/17E/220/EU	Oil Drain with 220V Electric Oil Pump	Upto 23 LPM	1
◆ TD/17E/12	Oil Drain with 12V Electric Oil Pump	Upto 17 LPM	1

◆ New



SCAN TO WATCH

## 198 Drain Pan

ODP-16

High Density Polyethylene Construction

Chemical / Solvent Resistant

Designed to ship in nested form

### Approximate Size

23.22" × 18.43" × 5.78"  
(590 mm x 468 mm × 147 mm)



Large spout for fast pouring

Built-in anti splash lip & baffles

Includes large handle

Anti spill spout cap



Designed to ship in nested form

### VARIANTS

ODP/16	ODP/16/GN
	
<b>RECOMMENDED USE</b> Waste Oil	<b>RECOMMENDED USE</b> Antifreeze/DEF


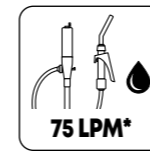


### ORDERING INFORMATION

CAT NR.	CAPACITY (LITRE)	COLOUR	RECOMMENDED USE	BOX QTY.
ODP/16	16	Black	Waste Oil	15
ODP/16/GN	16	Green	Antifreeze/DEF	15

## 199 Heavy Duty High Flow Electric Fuel Pumps - Explosion Proof

FPM-HF



\*Measured at pump outlet with vehicle engine switched on



Heavy duty industrial grade fuel pumps designed for heavy duty use in agriculture, construction, automotive & industrial applications

Rain & weather proof for tough outdoor use

Lightweight, yet strong non corroding aluminum die cast construction

Geared pump design using precision sintered metal gears

Geared construction makes the pump tolerant to contaminants in fuel, in addition to offering tremendous suction & minimal noise

UL & cUL listed motor

**Duty Cycle:** 30 minutes on / 30 minutes off

Select models available with meter & filter

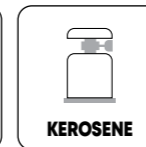



### WETTED COMPONENTS

Aluminium, Steel, Cast Iron, Nylon, NBR, Zinc, Viton, Stainless Steel

### RECOMMENDED USE

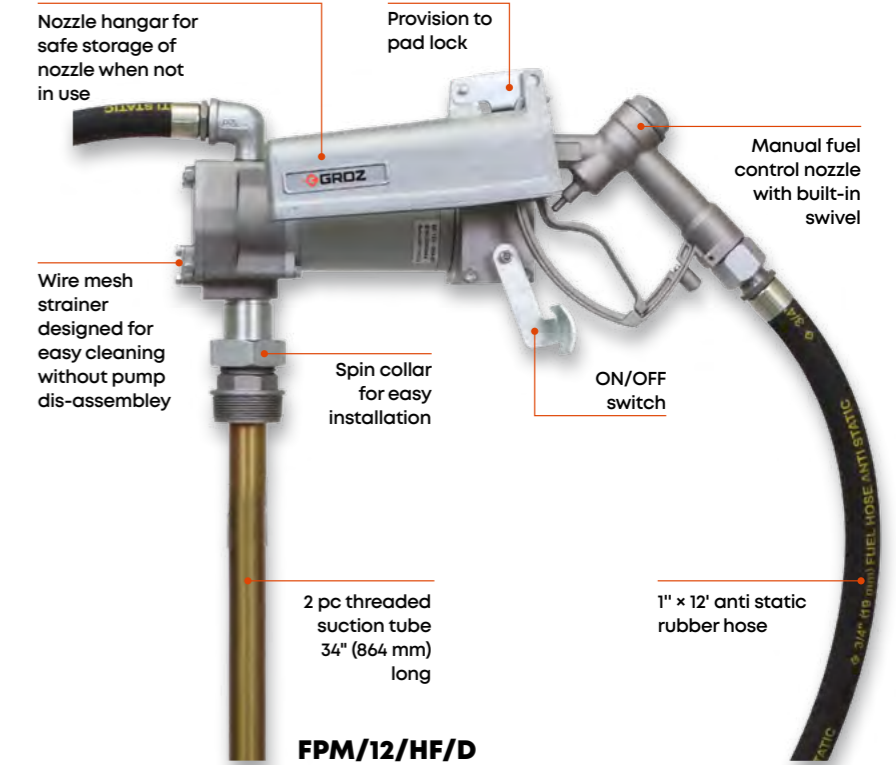
Petrol, Diesel, E-15 Fuel, Kerosene, Bio Diesel

### FLUIDS



### SPECIFICATIONS

DESCRIPTION	Heavy Duty 12V DC
EXPLOSION PROOF MOTOR	1/7 HP 12V DC
AMP	30 Amp
INTERNAL BYPASS VALVE	Yes
SUCTION PIPE	Steel
HOSE	1" x 12' anti static hose
TANK ADAPTER	2" threaded
INLET	1" NPT
OUTLET	1" NPT
DISPENSING NOZZLE	1" Manual with swivel
BATTERY CABLE (2 WIRES)	15'



FPM/12/HF/D



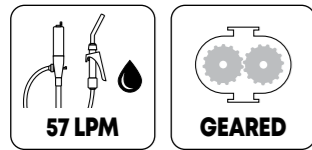
FPM/12/HF/FMT/D

### ORDERING INFORMATION

CAT NR.	DESCRIPTION	BOX QTY.
FPM/12/HF/D	12V DC fuel pump complete with suction tube, bung nut, power cable, discharge hose & manual nozzle	1
FPM/12/HF/FMT/D	FPM/12/HF/D pump system along with mechanical fuel meter & fuel filter	1
<b>SPARE PARTS &amp; KITS</b>		
ZSA/HOS/FPM/12/HF	Replacement Fuel Hose (Anti Static)	1

## 200 Heavy Duty Electric Fuel Pumps Explosion Proof

FPM



Heavy duty industrial grade fuel pumps designed for everyday use in agriculture, construction, automotive & industrial applications

Rain & weather proof for tough outdoor use

Lightweight, yet strong non corroding aluminum die cast construction

Geared pump design using precision sintered metal gears

Geared construction makes the pump tolerant to contaminants in fuel, in addition to offering tremendous suction & minimal noise

UL & cUL listed motor

Duty Cycle: 30 minutes on / 30 minutes off


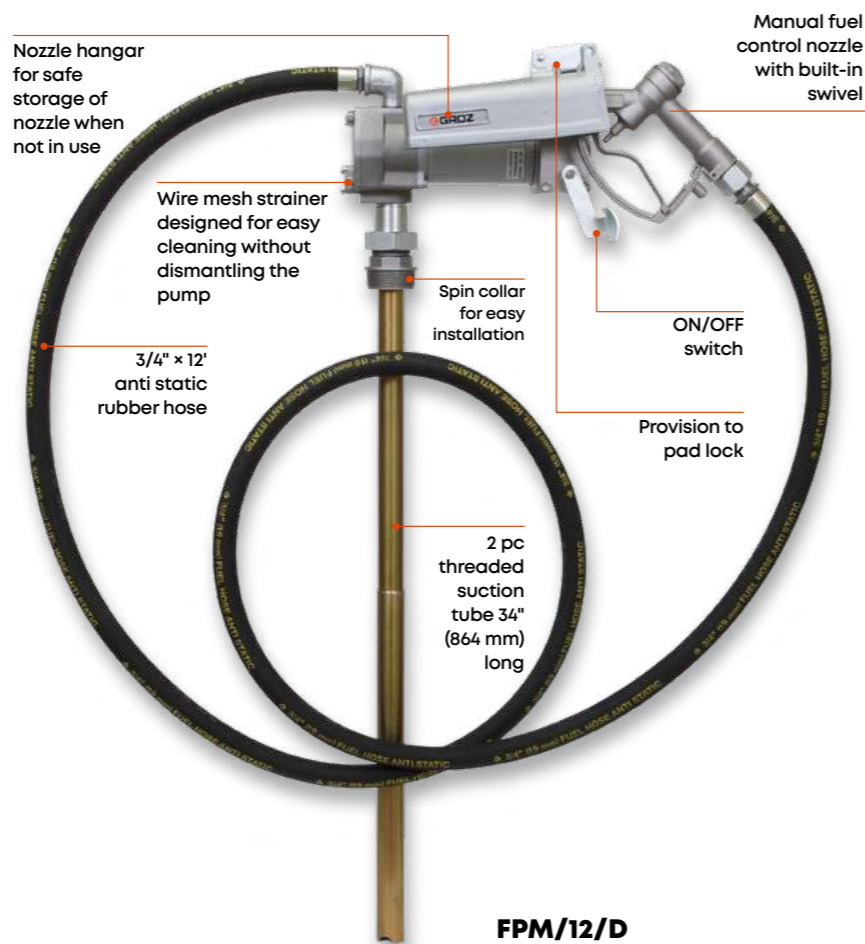
Select models available with meter & filter

### WETTED COMPONENTS

Aluminium, Steel, Cast Iron, Nylon, NBR Zinc, Viton, Steel Stainless

### RECOMMENDED USE

Petrol, Diesel, E-15 Fuel, Kerosene, Bio Diesel




### SPECIFICATIONS

	FPM-12	FPM-24
DESCRIPTION	Heavy Duty 12V DC	Heavy Duty 24V DC
FLOW RATE (AT PUMP OUTLET)	Upto 57 LPM*	Upto 57 LPM*
EXPLOSION PROOF MOTOR	1/7 HP 12V DC	1/7 HP 24V DC
AMP	25 Amp	11 Amp
INTERNAL BYPASS VALVE	Yes	Yes
SUCTION PIPE	Steel	Steel
HOSE	3/4" x 12' anti static hose	3/4" x 12' anti static hose
TANK ADAPTER	2" Threaded	2" Threaded
INLET	1" NPT	1" NPT
OUTLET	3/4" NPT	3/4" NPT
DISPENSING NOZZLE	3/4" manual with swivel	3/4" manual with swivel
BATTERY CABLE (2 WIRE)	15'	15'

\* Measured at pump outlet with vehicle engine switched on

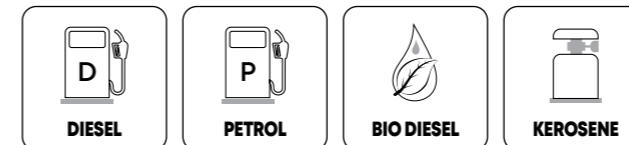
### PUMP INTERNALS



### DRUM MOUNTING



### FLUIDS



### ORDERING INFORMATION

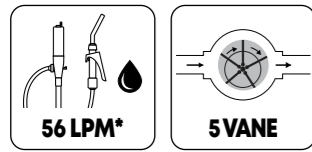
CAT NR.	DESCRIPTION	BOX QTY.
FPM/12/D	12V DC fuel pump complete with suction tube, bung nut, power cable, discharge hose & manual nozzle	1
FPM/24/D	24V DC Fuel Pump complete with suction tube, bung nut, power cable, discharge hose & manual nozzle	1
FPM/12/MT/D	FPM/12/D Pump System along with mechanical fuel meter	1
FPM/12/FMT/D	FPM/12/D Pump System along with mechanical fuel meter & fuel filter	1
◆ FPM/12/FMT/2000/D	FPM/12/D Pump System along with digital fuel meter & fuel filter	1
<b>SPARE PARTS &amp; KITS</b>		
ZSA/HOS/FPM/12	Replacement Fuel Hose (Anti Static)	1

◆ New



## 201 Continuous Duty Electric Diesel Pump

CDP



\*Measured at pump outlet with vehicle engine switched on

Diesel Transfer Pump, ideal for use on stationary tanks, fixed fuel transferring systems & dispensers and other similar industrial applications

Lightweight, yet strong non corroding aluminium die cast construction

Self priming vane pump


**Continuous Duty Cycle** with thermal overload protection

### WETTED COMPONENTS

Aluminium, Nitrile Rubber, Steel, Nylon

### RECOMMENDED USE

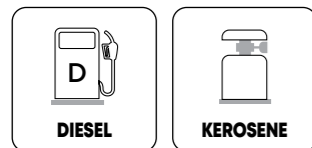
Diesel & Kerosene


**CONTINUOUS DUTY**

### SPECIFICATIONS

DESCRIPTION	220V AC
MOTOR	1/2 HP 220V AC, 50/60 Hz
RPM	2700
INTERNAL BYPASS VALVE	Yes
INLET/ OUTLET	1" BSP (F)
POWER CABLE LENGTH	2m
DUTY CYCLE	Continuous Duty
HORIZONTAL DISTANCE DISCHARGE	50'
VERTICAL DISTANCE DISCHARGE	20'

### FLUIDS

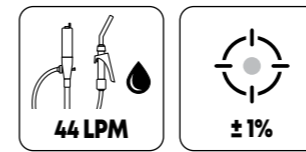


### ORDERING INFORMATION

CAT NR.	INLET / OUTLET	BOX QTY.
CDP/220/EU	1" BSP	1

## 202 Diesel Refilling System Mini Bowser

CBN



A compact & convenient system designed for all stationary diesel refilling applications

Extremely versatile, the bowser can be installed directly on a wall, on an existing structure with screws or directly on a tank

### Complete system consists of:

#### a. Continuous Duty self-priming Diesel Pump

Self priming, vane pump with an internal bypass valve is equipped with a self ventilated, 1/2 HP motor with thermal overload protection. This makes it suitable for continuous usage

#### b. Mechanical Diesel Meter

Nutating disc mechanical meter flow rate of 20-120 LPM & pressure rating 145 PSI

#### c. Fuel Control Nozzle – Automatic

Dual mode nozzle - Manual & Automatic. Sensor in the discharge spout outlet automatically shuts off supply when fuel level in the tank reaches the discharge spout. The nozzle is equipped with a swivel at the inlet for convenience in usage

#### d. Fuel Hose

3.6m (10.5') x 1" (ID) long antistatic fuel hose

#### e. Nozzle Holder

In-built into the metal casing for keeping hose safe when not in use

#### f. Hose Hangar

For safe storage of nozzle


All enclosed in a sturdy weather-proof cabinet

### ORDERING INFORMATION

CAT NR.	BOX QTY.
CBN/220EU/L/A/D	1



### FLUIDS



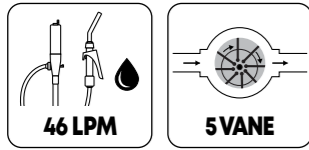
SCAN TO WATCH

### SPECIFICATIONS

SYSTEM / BOWSER DESCRIPTION	220V AC
INLET / OUTLET	1" BSP (F)
PUMP MOTOR	1/2 HP 220V AC, 50 Hz
PUMP RPM	2700
DUTY CYCLE	Continuous Duty
POWER CABLE LENGTH	2m
METER ACCURACY	± 1%
METER LEAST COUNT	0.10 litres
MAX. RESETTABLE BATCH TOTAL	999.9 litres
MAX. NON RESETTABLE TOTALIZER	999999 Litres

## 203 Electric Diesel Pumps

EDP



Portable diesel transfer pumps

Designed for everyday use in agricultural, construction, automotive & industrial applications

Lightweight, yet strong non-corroding aluminum die-cast construction

Self priming vane pump design

Bypass valve keeps the motor safe even when the outlet is closed

### Duty Cycle

30 minutes ON /  
30 minutes OFF

### Pump Complete with

- Base plate and lift handle
- Manual Nozzle
- 4m x 3/4" (ID) hose that can be cut & used as suction & delivery hose
- Strainer
- 2m long battery cable with fuse & clamps
- Hardware - 3 hose barbs (3/4") & 4 hose clamps

### WETTED COMPONENTS

Steel, Aluminum, Zinc, Nylon, NBR, PVC Nitrile, Acetal

### RECOMMENDED USE


Diesel & Kerosene



### SPECIFICATIONS

	12V DC	24 V DC
MOTOR	1/4 HP 12V DC	1/4 HP 24V DC
RPM	2600	2600
AMP	18 Amp	11 Amp
INTERNAL BYPASS VALVE	Yes	Yes
OUTLET	3/4" NPT	3/4" NPT
BATTERY CABLE (2 WIRE)	2m	2m

### FLUIDS



### WARNING

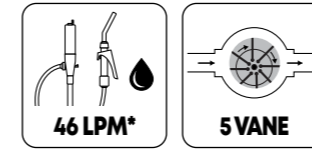
Do not use with flash point below 38°C such as Petrol or Alcohol. Sparking could result in explosion causing fatal injury

### ORDERING INFORMATION

CAT NR.	DESCRIPTION	BOX QTY.
EDP/12M/ST	12V DC	1
EDP/24M/ST	24V DC	1

## 204 Electric Diesel Pump Heavy Duty

EDP-HD



24V DC portable Heavy Duty Diesel Transfer Pump

Designed for heavy usage in agricultural, construction, automotive and industrial applications

Lightweight & non-corroding Aluminium die cast construction

Self-Priming Vane pump design

Vanes made from steel for high tensile strength

Air Cooled Motor

Fuse position in secure electric box for increased safety

Compact Bracket Mounting design for use in confined spaces

### Pump complete with

- Base plate and lift handle
- 4m x 3/4" (ID) hose that can be cut & used as suction & delivery hose
- Nylon suction strainer
- Battery cable 2m with fuse & clamps
- Manual nozzle
- Hardware - 3 hose barbs (3/4") & 4 hose clamps

### Duty Cycle

45 minutes ON /  
45 minutes OFF

### WETTED COMPONENTS

Steel, Aluminium, Zinc, Nylon, Rubber & PVC Nitrile

### RECOMMENDED USE

Diesel & Kerosene




Designed for use in extreme heat without loss in performance

### SPECIFICATIONS

	24V DC
MOTOR	1/4 HP 24V DC
POWER	180 Watts
RPM	2400
CURRENT DRAWN	12 Amp
INTERNAL BYPASS VALVE	Yes
INLET	3/4" NPT
OUTLET	3/4" NPT
BATTERY CABLE	2m

\* Measured at pump outlet with vehicle engine switched on

### FLUIDS



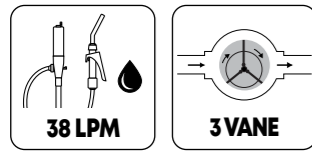
### WARNING

Do not use fluids with a flash point below 100°F (38°C), such as Gasoline or Alcohol. Sparking could result in explosion causing fatal injury

### ORDERING INFORMATION

CAT NR.	BOX QTY.
EDP/HD/24M/ST	4

## 205 Industrial Rotary Drum Pumps

**RBP-3V**


Industry standard for rotary pumps, these are by far the heaviest duty pumps, ideal for tough outdoor use in extreme weather conditions. Suitable for transferring media into smaller container or for quick refuelling of diesel powered vehicles or equipment

Deliver media with a head / lift upto 20' (6 metres)

Solid cast iron construction, fully CNC machined to close tolerances

Pump handle rotates a high quality sintered powder metal 3 vane rotor inside a highly finished pumping chamber

Graphite vanes are self lubricating & non wearing

High quality graphite seal allows the pump to be used with a wide variety of fluids

Self priming operation with discharge up to 38 LPM

For use with 50-210 litre barrels

### WETTED COMPONENTS

Cast Iron, Steel, Graphite, Paper, Polypropylene

### RECOMMENDED USE

Petroleum based fluids, Diesel, Petrol & Kerosene

### DO NOT USE WITH

Water Based Media

### FLUIDS

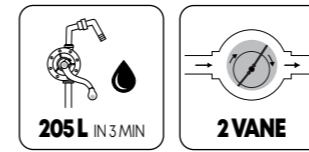


### ORDERING INFORMATION

CAT NR.	DETAILS	BOX QTY.
RBP/3V	Pump with steel discharge spout	1
RBP/3V/H	Pump with 8' anti static hose, nozzle & nozzle holder	1


**RBP/3V/H**
**RBP/3V**


## 206 Rotary Booster Pump 3:1

**RB-3**


Geared rotary drum pump with 3 times discharge per rotation

For every complete handle turn, the rotor turns 3 times

Ideal for volume dispensing, such as on construction sites, workshop, aviation, farms / ranches, boats etc.

Die Cast Aluminum construction with sintered gear driven die cast zinc rotor & vanes

Complete with 3 pc threaded suction tube for use on 50-205 litre drums

### WETTED COMPONENTS

Aluminum, Zinc, Steel, NBR & PVC Nitrile

### RECOMMENDED USE

Gasoline, Diesel & Kerosene

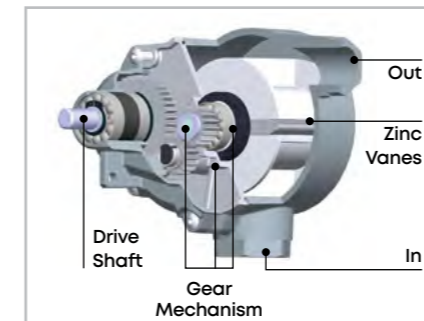
### DO NOT USE WITH

With Corrosive liquids, solvents, acids, alkalis etc.



**3**  
MINUTES  
EMPTIES  
210L RESERVOIR


### PUMP INTERNALS



### ORDERING INFORMATION

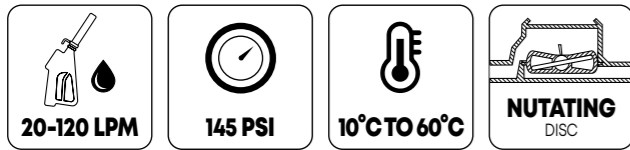
CAT NR.	BOX QTY.
RB/3H	1

### FLUIDS



## 207 Mechanical Diesel Meter

FM-10



High accuracy flow meter with mechanical register

Nutating disc mechanism offers high tolerance to contaminated fuels

Meter is designed for both In-Line applications & gravity flow (with a minimum gravity head of 4')

Ideal for use with electric fuel pumps

Register cap can be easily removed & rotated to every 90° orientation for convenient read out

Robust aluminium die cast construction

Easy user re calibration

### WETTED COMPONENTS

Aluminium, Butyl Terephthalate, Nitrile Rubber

### RECOMMENDED USE

Diesel, Biodiesel, Oils

### DO NOT USE WITH

Petrol, Water based media



Display can be changed by rotating the card in its housing thus ensuring greater versatility in positioning



### SPECIFICATIONS

ACCURACY*	± 1%
REPEATABILITY*	± 0.30%
LEAST COUNT /RESOLUTION	0.10 Litres or 0.10 Gallons
BURST PRESSURE	435 PSI (30 BAR)
PRESSURE LOSS	3 PSI (0.20 BAR)
MAX. RESETTABLE BATCH TOTALIZER	999.9 Litres or 99.9 Gallons
MAX. NON RESETTABLE BATCH TOTALIZER	9,99,999 Litres or 99999.9 Gallons
MAX. VISCOSITY OF MEDIA	2000 cst


\* Tested in laboratory conditions

Note: Not to be used to measure media for resale

### ORDERING INFORMATION


CAT NR.	THREADS	BOX QTY.
FM/10/0-1/BSP	1" BSP (F)	1

### FLUIDS



## 208 Digital Fuel Meter Heavy Duty

FM-20



Digital Turbine meter for low viscosity fluids, easy to install in line or for end of the line applications

Polyamide turbine measuring mechanism

Electronic display using two AAA 1.5V batteries

Aluminium body and sealed electronic card makes it suitable for use in severe weather conditions

**Bi-directional:** Either ports can be used as inlet/ outlet

Measures in litres, quarts, pints & gallons

Easy user re calibration

### RECOMMENDED USE

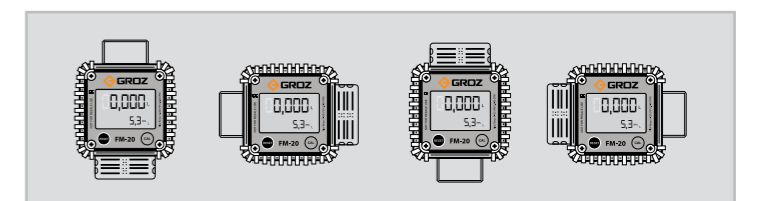
Diesel, Petrol, Bio-Diesel

### WETTED COMPONENTS

Aluminum & Polyamide

### DO NOT USE WITH

Oils, Water, Water based media



Display can be changed by rotating the card in its housing thus ensuring great versatility in positioning

### SPECIFICATIONS

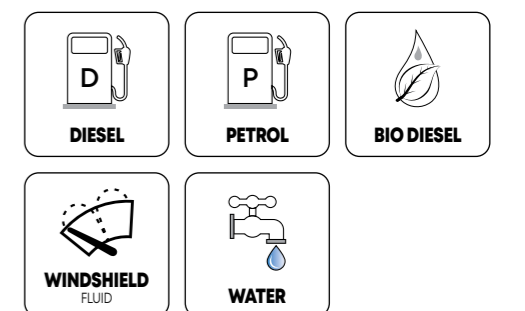
ACCURACY*	± 1%
REPEATABILITY	± 0.30 %
BURST PRESSURE	580 PSI (40 BAR)
WORKING TEMPERATURE	-10°C to 50°C
MAX. RESETTABLE BATCH TOTALIZER	99,999 Litres
MAX. NON RESETTABLE BATCH TOTALIZER	9,99,999 Litres
LEAST COUNT/ RESOLUTION	0.001 units
MAX. VISCOSITY OF MEDIA	5.35 cst

Note: Not to be used for commercial sale

### ORDERING INFORMATION

CAT NR.	THREADS	BOX QTY.
FM/20/0-1/BSP	1" BSP (M) × 1" BSP (F)	1

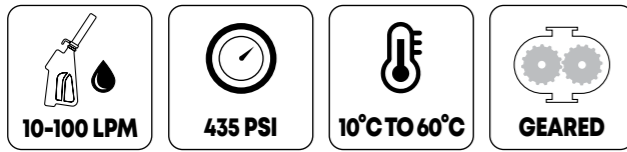
### FLUIDS





## 209 Digital Oval Gear Fuel Meter

FM-25



Heavy duty, high accuracy electronic fuel meter

Electronic display using 2 x 1.5V alkaline battery

Oval gear mechanism that provides high accuracy over a wide range of fluids with reduced loss of head

Aluminium body with built in suction filter

Measures in litres, quarts, pints & gallons

Easy user recalibration

**RECOMMENDED USE**

Diesel

**DO NOT USE WITH**

Water based media, Acids etc

**WETTED COMPONENTS**

Polyoxymethylene, Aluminium, Steel, Neodymium




**SPECIFICATIONS**

ACCURACY	± 0.5%
REPEATABILITY	± 0.2%
MAX WORKING PRESSURE	435 PSI (30 BAR)
PARTIAL TOTAL	0.001 to 99999 units
MAX RESETTABLE TOTAL	9,99,99 (5 digits with x 100 indicator) units
MAX NON-RESETTABLE TOTAL	9, 99,99,999 (8 digits with x 100 indicator) units
LEAST COUNT/ RESOLUTION	Upto 0.001 units
VISCOSITY	Upto upto 2000 cst

**ORDERING INFORMATION**


CAT NR.	INLET / OUTLET	BOX QTY.
FM/25/3-4/BSP	3/4" BSP (F)	1
FM/25/0-1/BSP	1" BSP (F)	1

**FLUIDS**



## 210 Digital Fuel Meter Professional

FM-2000



Digital Turbine meter for low viscosity fluids, easy to install in line or for end of the line applications

Polyamide Turbine measuring mechanism

Electronic Display using one 3.7V Li-ion battery (CR2450)

Aluminium body and sealed electronic card make it suitable for use in severe weather conditions

Display can be rotated in 4 different positions

**Bi-Directional**

Either ports can be used as Inlet / Outlet

**Measures in Litres, Quarts, Pints & Gallons**

Easy user re calibration

**WETTED COMPONENTS**

Aluminum, Polyamide & Stainless Steel

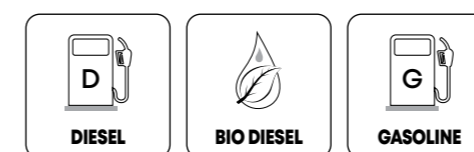
**RECOMMENDED USE**

Diesel, Gasoline, Bio Diesel

**DO NOT USE WITH**

Oils

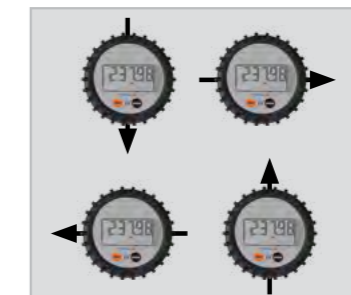
**FLUIDS**



**ORDERING INFORMATION**

CAT NR.	THREADS	BOX QTY.
FM/2000/0-1/BSP	1" BSP (F) x 1" BSP (F)	20

**NEW!**

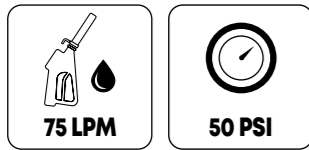


Display can be changed by rotating the card in its housing thus ensuring great versatility in positioning

**SPECIFICATIONS**

FLOW RATE	4-120 LPM	1-30 GPM
ACCURACY*	± 1%	
REPEATABILITY*	± 0.25%	
MAX WORKING PRESSURE*	150 PSI	10 BAR
WORKING TEMPERATURE RANGE	-4°F TO 158°F	-20°C TO 70°C
WATER RESISTANCE	IP55	
UNITS OF MEASURE	Pints, Quarts, Liters, Gallons	
PARTIAL TOTAL	0.001 to 99999 units	
MAX RESETTABLE TOTAL	9,99,999 units (6 digits with x 100 indicator)	
MAX NON-RESETTABLE TOTAL	9,99,999 units (6 digits with x 100 indicator)	
LEAST COUNT/ RESOLUTION	UPTO 0.001 units	
VISCOSITY	UPTO 5.35 cst	

\* Tested in laboratory conditions  
Note: Not to be used to measure media for resale

**211**
**Fuel Control Nozzles Manual**
**FCN**


For use with manual &amp; electric fuel pumps

Designed for minimal back pressure &amp; reduction in flow

All metal construction with the body, discharge spout, trigger &amp; guard made from aluminium

Hose swivel at inlet offers increased maneuverability &amp; convenience in use

Manual control; also includes continuous flow switch for unattended dispensing

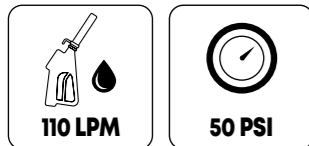
**WETTED COMPONENTS**

Aluminum, Steel, Nylon, Nitrile Rubber

**FLUIDS**

**ORDERING INFORMATION**

CAT NR.	INLET THREAD	SPOUT OUTER DIA.	MAX. FLOW RATE	RECOMMENDED USE	BOX QTY.
		(MM)	(LPM)		
FCN/S/3-4/3-4/N	3/4" NPT (F)	19	57	Diesel & Petrol	1
FCN/S/0-1/0-1/N	1" NPT (F)	25	75	Diesel	1

**212**
**Fuel Control Nozzles Automatic**
**FCNA**


For use with Electric Fuel Pumps

**WETTED COMPONENTS**

Aluminium, Viton


**Dual Mode:** Manual & Automatic. Sensor built into the discharge spout outlet automatically shuts off supply once fuel level in the tank reaches that of the outlet discharge spout

Heavy-duty cast aluminum body, trigger &amp; guard from thermoplastic &amp; protective vinyl grip on the nozzle body

**FLUIDS**

**ORDERING INFORMATION**

CAT NR.	SPOUT TYPE	INLET THREAD	SPOUT OUTER DIA.	MAX. FLOW RATE	BOX QTY.
			(MM)	(LPM)	
FCNA/3-4A/N	Curved with Spring	3/4" NPT (F)	21	60	1
FCNA/0-1/N	Curved with Spring	1" NPT (F)	27	100	1

**213**
**Fuel Control Nozzle Metered**
**FM20-FCN**


Manual Fuel Control Nozzle fitted with Digital Fuel Meter

Die cast aluminium nozzle with built-in swivel, aluminium meter body and sealed electronic card suitable for rugged use

Measures in litres, quarts, pints &amp; gallons

**WETTED COMPONENTS**


Polyamide, Aluminum, Steel, Nylon, Nitrile Rubber

**SPECIFICATIONS**

ACCURACY	± 1%
REPEATABILITY	± 0.30 %
MAX. WORKING PRESSURE	50 PSI (3.45 BAR)
MAX. RESETTABLE BATCH TOTALIZER	99,999 Litres
MAX. NON RESETTABLE BATCH TOTALIZER	9,99,999 Litres
LEAST COUNT/ RESOLUTION	0.001 Units
MAX. VISCOSITY OF MEDIA	5.35 cst

**ORDERING INFORMATION**

CAT NR.	INLET THREAD	SPOUT OUTER DIA.	BOX QTY.
		(MM)	
FM/20/FCN/3-4/N	3/4" NPT (F)	19	1
FM/20/FCN/0-1/N	1" NPT (F)	25	1

**FLUIDS**

**214**
**Dual Plane Fuel Nozzle Swivels**
**SWV-2P**


Swivels are installed between fuel nozzle &amp; hose to reduce strain, provide flexibility &amp; long life to hose

Provide 360° rotation for free movement facilitating flexibility to refuel vehicles from any direction

Aluminium die cast construction with male threaded end made from brass

Laminar flow design for higher fuel flow

Dual 'O' ring seal for long service life

Compatible with fuels containing alcohol

**WETTED COMPONENTS**


Aluminium, Brass, Viton

**RECOMMENDED USE**

Diesel, Kerosene, Gasoline, Bio-Diesel


**ORDERING INFORMATION**

CAT NR.	THREADS	BOX QTY.
SWV/2P/3-4/N	3/4" NPT (F) x 3/4" NPT (M)	1
SWV/2P/0-1/N	1" NPT (F) x 1" NPT (M)	1

**FLUIDS**


**215 Fuel Dispensing Kits**

**FDK**

Gravity feed fuel dispensing kit comprising of 3m rubber hose fitted with manual fuel control nozzle with swivel

Hose also available as spare  
Hose Length: 3.6m complete with end connections



Fuel Dispensing Kit



Spare Hose

**ORDERING INFORMATION**

CAT NR.	HOSE INNER DIAMETER	HOSE LENGTH	THREADS	SUITABLE FOR PUMP	BOX QTY.
<b>FUEL DISPENSING KIT</b>					
FDK/3/3-4/N	3/4"	3 m	3/4" NPT (M)	FPM-12	1
FDK/3/0-1/N	1"	3 m	1" NPT (M)	FPM/12/HF	1
<b>SPARE HOSE</b>					
ZSA/HOS/FPM/12	3/4"	12'	3/4" NPT (M)	FPM-12	1
ZSA/HOS/FPM/12/HF	1"	12'	1" NPT (M)	FPM/12/HF	1

**216 Filter Wrench**

**FW-FFL**

Easy to use wrench for removing filter bowl when changing filter element

Weather resistant reinforced nylon construction ensures no damage to filter bowl

Specially designed to fit GROZ FFL-02 fuel filter bowl

Wire through hole provided for attaching to fuel tank



Fits fuel filter bowl for easy removal without cracking!



Wire through hole

**ORDERING INFORMATION**

CAT NR.	BOX QTY.
FW/FFL-02	10

**217 Fuel Filter**

**FFL-01**



Isoplast see - through bowl with aluminium head and 10 micron filter element

Suitable for use with manual or electric fuel pumps

Filters small particles of rust, scale, grit, dirt and sand

Replacement filter element available as spare

Suitable for use with different fuels in Agricultural & Industrial applications

Water block filter element used to separate water from fuel

**WETTED COMPONENTS**

Aluminium, Isoplast, NBR, Steel, Paper element, Nylons

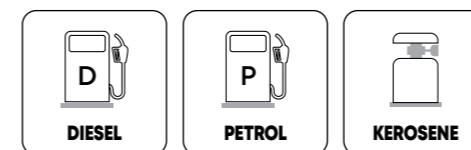
**RECOMMENDED USE**

Diesel & Petrol, Fuel Oil, Ethyl and Isoproyl Alcohol

**DO NOT USE**

Gasohol, Aviation Fuels, Race Fuels, water based products

**FLUIDS**



**ORDERING INFORMATION**

CAT NR.	FILTER ELEMENT	THREADS	BOX QTY.
FFL-01/B	10 μ	Fuel Filter. Threaded 1" BSP (F)	10
FFL/01/3-4/N	10 μ	Fuel Filter. Threaded 3/4" BSP (F)	10
<b>REPLACEMENT FILTER ELEMENT</b>			
FF/FFL/10-ST	10 μ	Fuel Filter Element	10
FF/FFL/10-WB/ST	10 μ	Water Block Fuel Filter Element	10
<b>REPAIR PARTS</b>			
ZSA/CON/FFL/01	Replacement Filter Bowl with Drain Valve		10



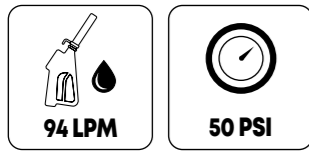
**FFL-01/B**

**FF/FFL/10 Replacement Filter Element**



## 218 Fuel Filters Spin - On Cartridge Style

FFS-10



High Flow Fuel Filter, complete with 10 micron spin-on style filter cartridge

Aluminum Die Cast Head, vacuum impregnated for leak proof operation

Inlet & Outlet threaded 1" BSP (F)

Fits spin on cartridges with 1-1/2"-16 UNF threads

Designed for use on both mobile & stationary fuel tanks and on petrol & diesel fuel pumps

Ideal for use in construction & agricultural applications

Removes particulate contaminants such as dirt, dust & rust

Replacement Spin-On Filter cartridges available as spare


**RECOMMENDED USE**

Petrol, Diesel

**DO NOT USE WITH**

Water Based Products, Aviation, Fuels, Race Fuels etc.

**FLUIDS**



FFS/10/BSP

FF/FFS/10

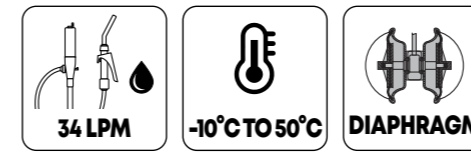


**ORDERING INFORMATION**

CAT NR.	FILTER ELEMENT	INLET / OUTLET	BOX QTY.
FFS/10/BSP	10µ filter	1" BSP (F)	10
FFS/10WB/BSP	10µ water block filter	1" BSP (F)	10
REPLACEMENT CARTRIDGE			
FF/FFS/10	10µ filter		10
FF/FFS/10-WB	10µ water block filter		10

## 219 DEF Pumps Electric

DEFP



Diaphragm transfer pump designed for dispensing DEF

Lightweight non corroding, weather proof polypropylene body

Self priming pump design

Built-In Thermal Overload Protection

**Duty Cycle**

30 minutes ON / 30 minutes OFF

Pump inlet & outlet fitted with 3/4" (19 mm) hose barbs

**WETTED COMPONENTS**


Polypropylene, EPDM, Viton

**RECOMMENDED USE**

DEF, Urea, Water, Antifreeze, Detergents etc.

**DO NOT USE WITH**

Diesel, Kerosene, Gasoline, Oils etc.



DEFP/12



DEFP/220

**SPECIFICATIONS**

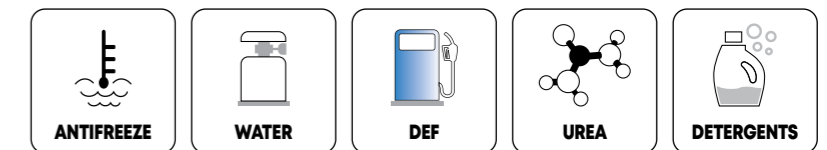
	DEFP/12	DEFP/220
INPUT VOLTAGE	12V DC	220V AC, 50/60 Hz.
MOTOR HP	1/4 HP	1/2 HP
RPM	2900	2800
AMP	16 Amp	1.5 Amp
INLET / OUTLET	3/4" Hose Barb	3/4" Hose Barb
POWER CORD / CABLE	2m long with alligator clamps	2m long with Plug


**ORDERING INFORMATION**

CAT NR.	DESCRIPTION	BOX QTY.
* DEFP/12	12V DC	4
* DEFP/220	220V AC, 50 Hz.	4

\* Best Seller

**FLUIDS**



**220**
**DEF Pump  
Air Operated**
**PAOP**


Air operated transfer pump for dispensing DEF

Choice of materials makes it compatible with many more fluids, compared to other air pumps which primarily pump oil

Built-in 2" bung adaptor allows the pump to be fixed on drums with 2" opening

Supplied complete with Suction Tube with check valve for use with 50-210 litres drums

**WETTED COMPONENTS**

Polypropylene, Viton, Stainless Steel, Nylon, PVC

**RECOMMENDED USE**

Water-based media, Detergents, Soaps, Antifreeze, Windshield Washer, Hydraulic Oils, Lubricants, Herbicides & Pesticides, Urea, DEF etc. Pump should only be used with Non-flammable liquids

**DO NOT USE WITH**

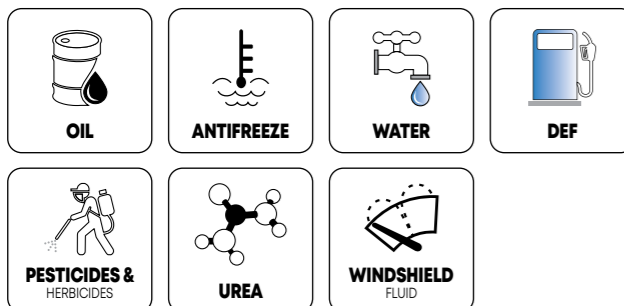
Any media not compatible with materials used in the pump construction. Pump must never be used for Fuel Transfer or with Thinners, Solvents etc.



Drum not included

**SPECIFICATIONS**

WORKING PRESSURE	30-100 PSI (2-7 BAR)
MAX. AIR INLET PRESSURE	100 PSI (7 BAR)
MAX. OUTLET PRESSURE	45 PSI (3 BAR)
AIR CONSUMPTION	125 LPM
MAX. PUMP DISCHARGE	30 LPM at Air Pressure of 100 PSI (7 BAR)
AIR INLET CONNECTION	1/4" (F)
PUMP OUTLET	3/4" (19.5 mm) dia.
PUMP INLET	1" (F)
NOISE LEVEL	78 db
MAX. TEMPERATURE OF MEDIA BEING PUMPED	60°C (140°F)
MAX. VISCOSITY OF MEDIA BEING PUMPED	SAE 50 / ISO 220

**FLUIDS**

**ORDERING INFORMATION**

CAT NR.	DESCRIPTION	BOX QTY.
PAOP/IH	Pump with 2m x 3/4" ID PVC Hose, Nylon dispensing nozzle, 2 Hose clamps and safety steel bracket	6

**221**
**Digital DEF Meter  
Heavy Duty**
**WM-20**


Digital turbine meter with polyamide construction, designed especially for use with DEF, water etc.

Designed for in-line, end of the line application or use with a dispensing nozzle

Polyamide turbine measuring mechanism

Electronic display using two AAA 1.5V batteries

Polyamide body & sealed electronic card makes it suitable for use in severe weather conditions

Display can be rotated in 4 different positions

Measures in litres, quarts, pints & gallons

Easy user re-calibration

Includes one additional stainless steel adaptor to convert from 1" male to 1" female threads

**WETTED COMPONENTS**

Polyamide, Viton, Stainless Steel

**RECOMMENDED USE**

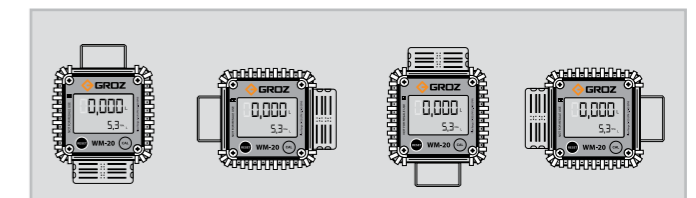
Urea, DEF, Windshield Fluids, Water & Water Based Media

**DO NOT USE WITH**

Fuels & Oils

**ORDERING INFORMATION**

CAT NR.	THREADS	BOX QTY.
WM/20/0-1/BSP	1" BSP	1

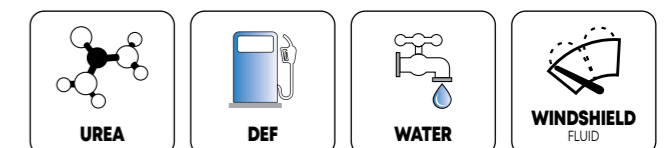


Display can be changed by rotating the card in its housing thus ensuring great versatility in positioning

**SPECIFICATIONS**

ACCURACY*	± 1%
REPEATABILITY*	± 0.30%
LEAST COUNT/ RESOLUTION	0.001 units
BURST PRESSURE	580 PSI ( 40 BAR)
MAX. RESETTABLE BATCH TOTALIZER	99,999 units
MAX. NON RESETTABLE BATCH TOTALIZER	9,99,999 units
MAX. VISCOSITY OF MEDIA	5.35 cst

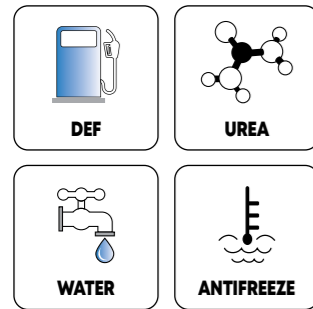
\* Tested in laboratory conditions  
Note: Not to be used to measure media for resale

**FLUIDS**


DEF - Diesel Exhaust Fluid is a mixture of high purity synthetic automotive grade urea & de-ionised water. It is used in SCR (Selective Catalytic Reduction) system on diesel engines to reduce emissions

Designed to transfer DEF from a Drum/ Tote to smaller container/engines etc.


### FLUIDS




### A DEF transfer system consists of

- a. DEF Transfer Pump**
  - 220V AC Diaphragm pump with lightweight non-corroding polypropylene body
- b. DEF Digital Meter**
  - Battery operated digital meter for use with DEF & water based media. Polyamide body & sealed electronic card makes it suitable for use in all sorts of weather conditions
  - Measures in Litres, Quarts, Pints & Gallons
- c. Inlet Hose**
  - Special EPDM inlet hose connecting the Drum/Tote opening to the pump inlet respectively
- d. Suction Hose**
  - Special EPDM suction hose
- e. Discharge Hose**
  - 20' special EPDM hose connecting the pump meter outlet to the dispensing nozzle
- f. Connecting adaptor**
- g. Manual DEF Nozzle**
  - Nylon construction with SS hardware & Viton seals, Manual control, but also includes a continuous flow switch for unattended dispensing
- h. Auto Shut Off DEF Nozzle**
  - Sensor built into the discharge spout automatically shuts off the supply once fluid level in the Drum/Tote reaches that of the outlet discharge spout
- i. Nozzle Holder**
  - For safe storage of the nozzle while the fluid is not being dispensed
- j. Mounting Plate**
  - Stainless Steel mounting plate for use in 1000/1200 litres (275/330 gallons) totes & 205 litre (55 gallon) drums
  - Drum mounting plate is stretchable for varying drum dia and acts as base for installing pump & other accessories

### TOTE MOUNTING KIT



### DRUM MOUNTING KIT



### TOTE MOUNTING KIT PART LIST

	KIT/IBC/DEF/1/EU	KIT/IBC/DEF/2/EU/D	KIT/IBC/DEF/3/EU/D	KIT/IBC/DEF/4/EU/D	KIT/IBC/DEF/5/EU/D
	BASIC	BASIC WITH BOTTOM ADAPTOR	ADVANCED	PREMIUM	BASIC WITH BOTTOM ADAPTOR & METER
STAINLESS STEEL TOTE MOUNTING PLATE	Yes	Yes	Yes	Yes	Yes
ELECTRIC DEF PUMP	Yes	Yes	Yes	Yes	Yes
DEF DIGITAL TURBINE METER	-	-	-	Yes	Yes
DEF CONTROL NOZZLE-MANUAL	Yes	Yes	-	-	Yes
DEF CONTROL NOZZLE-AUTOMATIC	-	-	Yes	Yes	-
BOTTOM ADAPTOR	-	Yes	Yes	Yes	Yes
INLET HOSE	Yes	Yes	Yes	Yes	Yes
DISCHARGE HOSE	Yes	Yes	Yes	Yes	Yes
CONNECTING HARDWARE	Yes	Yes	Yes	Yes	Yes

### DRUM MOUNTING KIT PART LIST

	KIT/DRM/DEF/1/EU	KIT/DRM/DEF/2/EU/D	KIT/DRM/DEF/3/EU/D	KIT/DRM/DEF/4/EU/D
	BASIC	BASIC WITH CONNECTING ADAPTORS	ADVANCED	PREMIUM
STAINLESS STEEL DRUM MOUNTING PLATE	Yes	Yes	Yes	Yes
ELECTRIC DEF PUMP	Yes	Yes	Yes	Yes
DEF DIGITAL TURBINE METER	-	-	-	Yes
DEF CONTROL NOZZLE-MANUAL	Yes	Yes	-	-
DEF CONTROL NOZZLE-AUTOMATIC	-	-	Yes	Yes
CONNECTING ADAPTORS	-	Yes	Yes	Yes
INLET HOSE	Yes	Yes	Yes	Yes
DRUM BUNG CONVERTOR	-	Yes	Yes	Yes
DISCHARGE HOSE	Yes	Yes	Yes	Yes
SUCTION HOSE	Yes	-	-	-
CONNECTING HARDWARE	Yes	Yes	Yes	Yes

### ORDERING INFORMATION

CAT NR.	BOX QTY.
<b>TOTE MOUNTING KIT</b>	
KIT/IBC/DEF/1/EU	1
KIT/IBC/DEF/2/EU/D	1
KIT/IBC/DEF/3/EU/D	1
KIT/IBC/DEF/4/EU/D	1
KIT/IBC/DEF/5/EU/D	1
<b>DRUM MOUNTING KIT</b>	
KIT/DRM/DEF/1/EU	1
KIT/DRM/DEF/2/EU/D	1
KIT/DRM/DEF/3/EU/D	1
KIT/DRM/DEF/4/EU/D	1

### SPECIFICATIONS

DESCRIPTION	DRUM MOUNT	TOTE MOUNT
INLET HOSE SIZE	3/4" ID	5' x 3/4" ID
DISCHARGE HOSE SIZE	20' x 3/4" ID	20' x 3/4" ID
INPUT VOLTAGE	220V AC	220V AC
MOTOR RATING	1/2 HP	1/2 HP
PROTECTION	IP55	IP55
DUTY CYCLE	30 mins ON / OFF	30 mins ON / OFF
ACCURACY*	± 1%	± 1%
REPEATABILITY*	0.30 %	0.30 %
MAX. WORKING PRESSURE	145 PSI (10 BAR)	145 PSI (10 BAR)
MAX. RESETTABLE BATCH TOTALIZER	99,999 units	99,999 units
MAX. NON RESETTABLE BATCH TOTALIZER	9,99,999 units	9,99,999 units
LEAST COUNT	0.001 units	0.001 units

\*Tested in laboratory conditions

## 223 DEF Control Nozzle Manual

FCN-NY



For use with DEF, urea, windshield fluids & other water based media

Nylon construction with stainless steel internal parts & viton seal

Nozzle spout with notches to avoid the gun from slipping from the tank during delivery


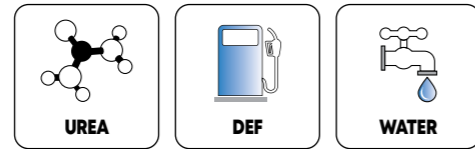
Manual control. Also includes continuous flow switch for unattended dispensing

Designed for minimal back pressure & reduction in flow

### WETTED COMPONENTS

Nylon (Nylon 6, 30% glass Filled), Stainless Steel, Viton

### FLUIDS



### ORDERING INFORMATION

CAT NR.	SPOUT DIA. (OD)		SPOUT DIA. (ID)		BOX QTY.
	(INCH)	(MM)	(INCH)	(MM)	
FCN/NY/HB/3-4	3/4	18.8	9/16	14.6	1

## 224 DEF Control Nozzle Automatic

FCNA-SS



For use with DEF, Urea, Windshield fluids & Other based media

Heavy duty stainless steel cast body with polyamide cover

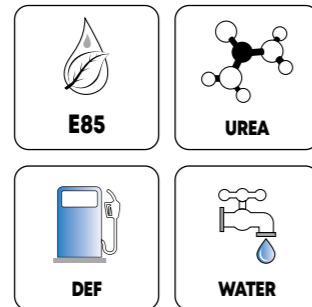
Sensor built into the discharge spout automatically shuts off the supply once fluid level in the tank reaches that of the outlet discharge spout

Built-in stainless steel swivel for ease of use

### WETTED COMPONENTS

SS 304, N41

### FLUIDS

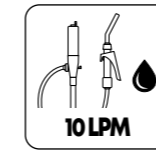


### ORDERING INFORMATION

CAT NR.	SPOUT DIA. (ID)		SPOUT DIA. (OD)		BOX QTY.
	(INCH)	(MM)	(INCH)	(MM)	
FCNA/SS/HB/3-4	5/8	16	47/64	18.5	1

## 225 Battery Transfer Pump

BOP-5A



High flow battery operated pump for quick & convenient transfer of diesel, kerosene, light oils & water based media

Ideal for transferring small quantities of media into boats, garages & small shops

Self priming pump with 3V DC motor

Pump is operated by sliding the actuation button located on top

Suitable for use on 20 litres/ 5 gallon pails

Works on 2 "D" size (LR20) Alkaline Batteries (not included with the pump). Approx working life with one set of batteries is 1000 litres (265 gallons)

Complete with 23-1/2" (600 mm) long flexible corrugated discharge hose

Hang Hole provided at top allows pump to be conveniently stored when not in use

Hose holder for convenient storage of hose after use to avoid spillage

### WETTED COMPONENTS

Polypropylene, Polyethylene, Acetal, NBR, PVC & PET

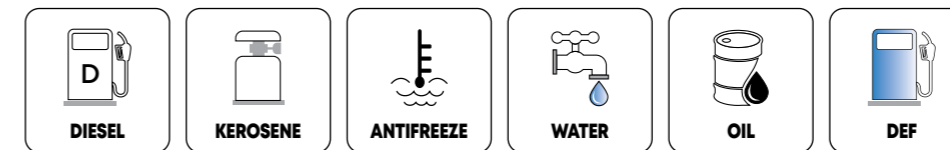
### RECOMMENDED USE

Diesel, Kerosene, Light Oils, Water, DEF, Antifreeze, Windshield washer water, Mild Detergent, Agriculture chemical

### DO NOT USE WITH

Any media not compatible with materials used in the pump construction

### FLUIDS



### ORDERING INFORMATION

CAT NR.	TOTAL LENGTH		SUCTION TUBE LENGTH		BOX QTY.
	(INCH)	(MM)	(INCH)	(MM)	
BOP/5A	23	585	15.15	385	40




**NEW!**  
CE

### WARNING

Pump must never be used with hot media at temperatures above 60°C (140°F)

## 226 Dry Cell DEF Pump

BOP-50



Battery operated pump for quick & convenient transfer of Gasoline, Diesel, DEF, Water & water based media

Self priming pump with 3V DC motor

- Convenient to operate trigger for
- Full control on fluid outflow
  - No spillage even when the electric switch is On

Works on 2 'D' size (LR20) alkaline batteries, not included with the pump

Approximate working life with one set of batteries - 1000 litres (264 gallons)

Duty cycle: 10 min ON/ 10 min OFF

### WETTED COMPONENTS

Polypropylene, Polyethylene & Acetal

### RECOMMENDED USE

Gasoline, Diesel, Kerosene, DEF, Antifreeze, Windshield Fluid, mild detergents, agricultural chemicals, Herbicides Pesticides & Water

### DO NOT USE WITH

With Acids, Acetone, Benzene etc



Hook for safe keeping of nozzle when not in use

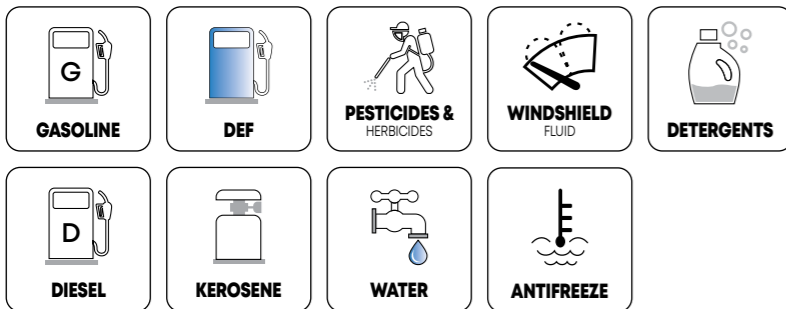


SCAN TO WATCH

### WARNING

Pump must never be used with hot media at temperatures above 60°C (140°F)

### FLUIDS

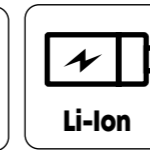
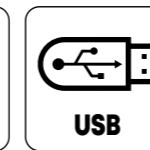



### ORDERING INFORMATION

CAT NR.	TOTAL LENGTH		SUCTION TUBE LENGTH		BOX QTY.
	(INCH)	(MM)	(INCH)	(MM)	
BOP/50	26-1/2	674	18-3/8	467	40

## 227 Rechargeable DEF Pump

BOP-60



Rechargeable Battery Operated Pump for quick and convenient transfer of wide variety of fluids

Lightweight yet sturdy pump with convenient to operate large ON/OFF switch

### Pump complete with

- Control Nozzle** with lever for:
  - Full control on fluid outflow
  - No spillage even when the electric switch is ON
- Telescopic Suction Tube** adjustable 15"-20-1/2" (380-520 mm) suitable for use on 20 to 50 litre drums
- 1.5m (4.9 ft) Flexible Hose** with swivel at end to prevent kinking of hose

**Convenient & Safe Storage** Hang pump onto the supply tank via the U-shaped hook after use

### Power Source

2900mAh Rechargeable Lithium ion battery. Rechargeable via USB 2.0 type B connector (USB cable included)

### Battery Capacity

Fully charged battery can discharge upto 300 litres\*  
\*tested using water

### WETTED COMPONENTS

Polypropylene, Polyethylene, PVC & Acetal

### RECOMMENDED USE

Diesel, Kerosene, Light oils, DEF, Water, Antifreeze, Windshield fluid, Mild detergents, Agricultural chemicals etc

### DO NOT USE WITH

Acids, Acetone, Benzene etc

### ORDERING INFORMATION

CAT NR.	BOX QTY.
BOP/60	10

NEW!  
CE



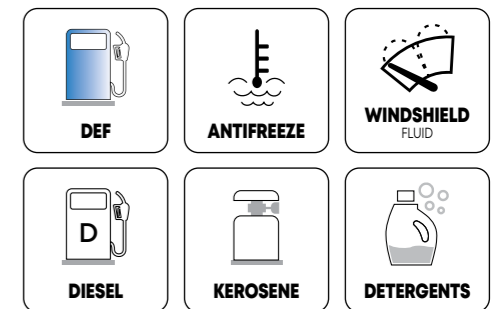
Storage via U-shaped hook



Nozzle Holder



### FLUIDS



### WARNING

Pump must never be used with hot media at temperatures above 60°C (140°F)



SCAN TO WATCH




## 228

### Electric Drum / IBC Pumps

EDR-55

**NEW!**



#### World's 1st Rechargeable Battery Operated Pump

Built-in fuse for overload protection

Silenced motor makes almost no noise

Telescopic suction tube extends from 33-1/2" (850 mm) to 49" (1245 mm) for use with 210 litre drums or 1000-1250 litre IBC / Totes

SS filter built into the suction tube inlet prevents contamination

Built-in 2" bung adaptor fits directly on 210 litre metal drums. Bung adaptor can be adjusted by 0.6" (15 mm) to adjust to drums with varying heights

Supplied complete with 2m (6.6) hose & manual dispensing nozzle with 3/4" (19 mm) OD Stainless Steel Spout

#### Duty Cycle

15 minutes ON / 15 Minutes OFF

#### WETTED COMPONENTS

Viton, POM, Stainless Steel, PE, NBR, PP

#### DO NOT USE WITH

Gasoline, Corrosive chemicals, Lacquer thinners, any material that is not compatible with the pump construction

#### SPECIFICATIONS


MOTOR TYPE	DC Brush Motor (5 Pole)
DC POWER CABLE	4M long with Crocodile Clips
AC POWER ADAPTER	Input: 100 to 240 V AC, 50 / 60 Hz, Output: 12 V DC Constant Voltage, 3A max
RECHARGEABLE BATTERY	18.5V, 1.3Ah Li-Ion Rechargeable Battery
MAX. VISCOSITY OF MEDIA	100 cst
TEMPERATURE	5°C to 40°C (41°F to 104°F)

#### ORDERING INFORMATION

CAT NR.	BOX QTY.
EDR/55T/AC/EU	4



#### FLUIDS



## 229

### Rotary Drum Pump Stainless Steel

GNB-SS



Superior quality stainless steel hand operated rotary drum pump

Choice of construction materials: Stainless steel body with stainless steel bung & suction tube

Rotor with PTFE vanes & seals makes it resistant to corrosion & useful for transferring a wide Variety of fluids such as water based media, chemicals, all petroleum products etc.

Superior machining of vanes ensures better draw & smooth delivery

Fits 50 to 205 litres (15 to 55 gallon drums)

Comes complete with

- Pump Body
- 2" Bung Adaptor
- Handle
- Discharge Spout
- 3 pc Suction tube

#### WETTED COMPONENTS

Stainless Steel 304, PTFE

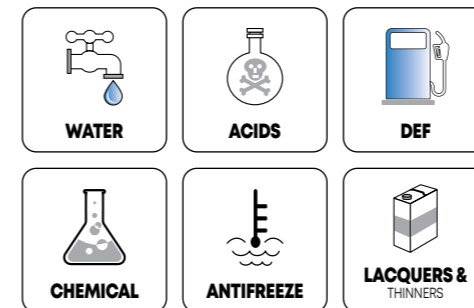
#### RECOMMENDED USE

Water based media, antifreeze, acids, chemicals, all petroleum based products, lacquer, thinner, urea, DEF

#### DO NOT USE WITH


Hydrochloric acid, Sulphuric acid etc.

#### FLUIDS



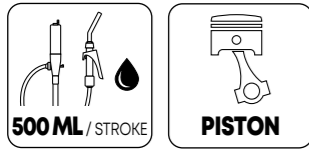
#### ORDERING INFORMATION

CAT NR.	PUMP INLET/OUTLET	BOX QTY.
GNB/SS/25/3R/SPL	3/4" (F)	4



## 230 Plastic Lever Pump

PLP-02



Lever action barrel pump designed for use with high viscosity oils, thick fluids, agricultural chemicals etc.

Easy & comfortable operation

Built in 2" bung adaptor allows pump to be fixed directly on drums with 2" opening

Pump position can be adjusted using the lock nut incorporated in the pump body

Air vent cap fitted in the outlet helps break siphon action

Complete with suction tube for use on 50 – 210 litre drums & 3/4" x 2m flexible corrugated hose

### WETTED COMPONENTS

Polyacetal, Polypropylene, Polyethylene, PVC & Viton

### RECOMMENDED USE

Water-based media, Detergents, Soaps, Antifreeze, Windshield washer, Hydraulic oils, Lubricants, Herbicides & Pesticides, Urea, DEF etc. Pump should only be used with Non-flammable liquids

### DO NOT USE WITH

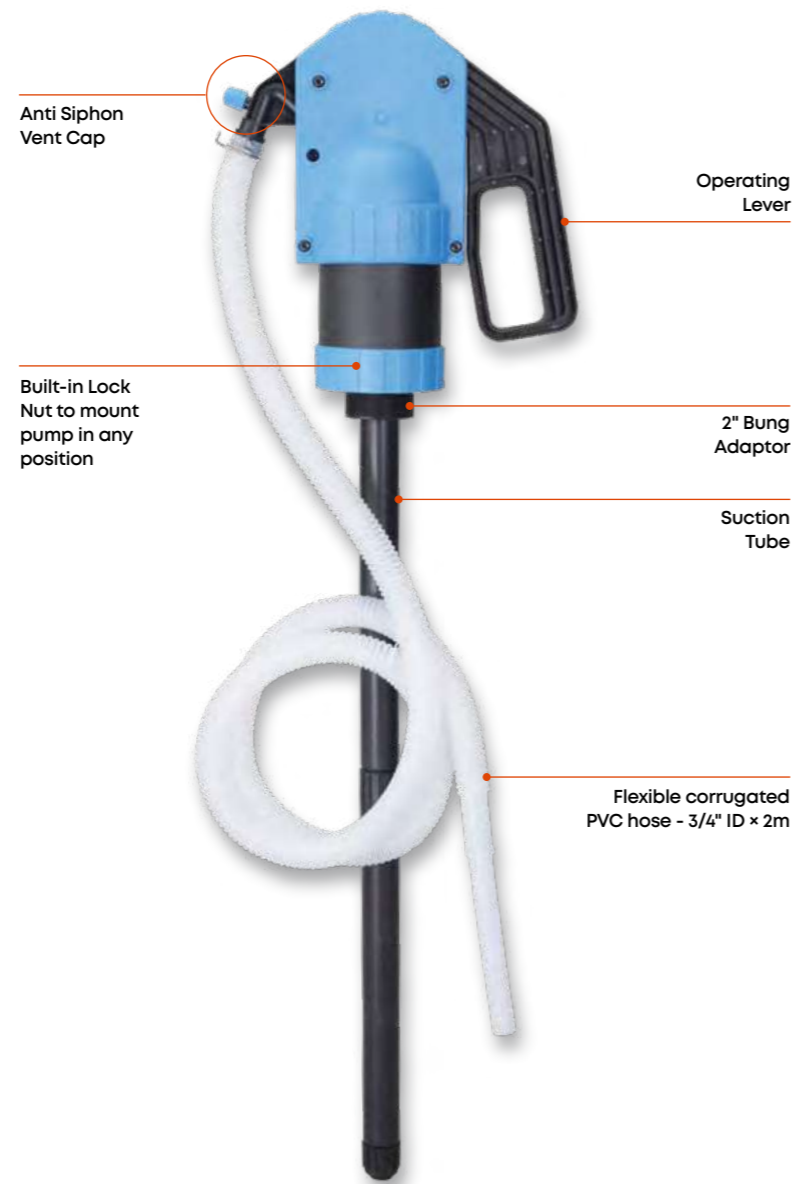
Any media that is not compatible with the materials used in the pump construction

### WARNING

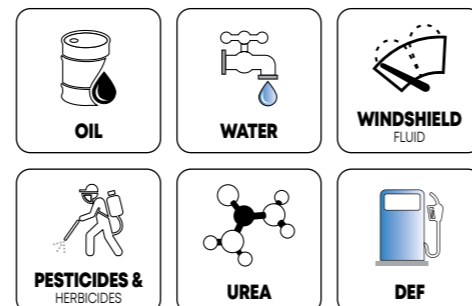
These pumps must never be used for fuel transfer or with thinners, solvents, hydraulic oils etc.

### ORDERING INFORMATION

CAT NR.	DESCRIPTION	BOX QTY.
PLP/02	Complete with suction tube for use on 50 – 210 litre drums & 3/4" x 2m flexible corrugated hose	1



### FLUIDS



## 231 Nylon Chemical Pump

CMP-12

Self priming Vertical Lift pump

Nylon construction with stainless steel plunger rod & PTFE seals

Complete with 2" polypropylene bung adaptor

Suitable for use on 210 litre drums

### WETTED COMPONENTS

Nylon, Polypropylene, Stainless Steel & PTFE

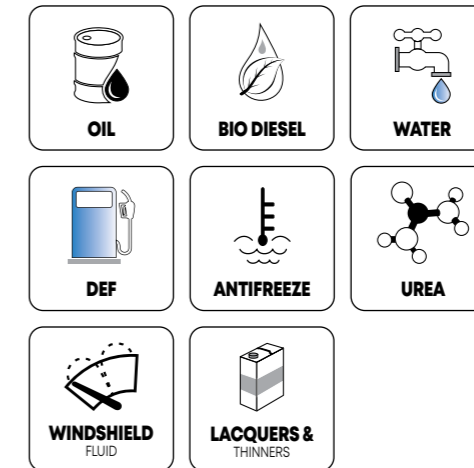
### RECOMMENDED USE

Lacquer, Thinners, Detergents, Glycerine, Water, Weed Killer, Brake Kleen, Mild Acids & Petroleum Based Media

### DO NOT USE WITH

Strong Acids, Bleach & Petrol

### FLUIDS

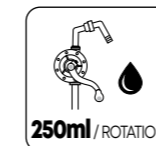


### ORDERING INFORMATION

CAT NR.	FLOW RATE UPTO	BOX QTY.
CMP/12	400 ml (14 oz) /stroke	10

## 232 Plastic Rotary Pump

PRP



Special application pump designed to be used with a wide variety of media that cannot be pumped using a regular cast iron or steel pump

Body made from glass filled polypropylene with ryton vanes

Viton rubber seal & stainless steel hardware

Complete with 3 pc threaded suction tube suitable for use on 50-210 litre drums

### WETTED COMPONENTS

Polypropylene, Ryton, Viton & Stainless Steel

### RECOMMENDED USE

Water based media, acids, chemicals, detergents, benzene, glycerine etc.

### DO NOT USE WITH

Acetone, Lacquer, Mineral Oils, Solvents, Turpentine etc.

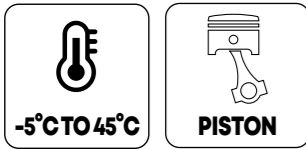
### ORDERING INFORMATION

CAT NR.	BOX QTY.
PRP/01	6



## 233 Plastic Lever Pump Value

PLP-20



Lever Action Drum Pump suitable for use with fluids of varying viscosities

**Construction:**  
Polypropylene body, handle and outlet spout

Stainless Steel piston rod and Viton seal

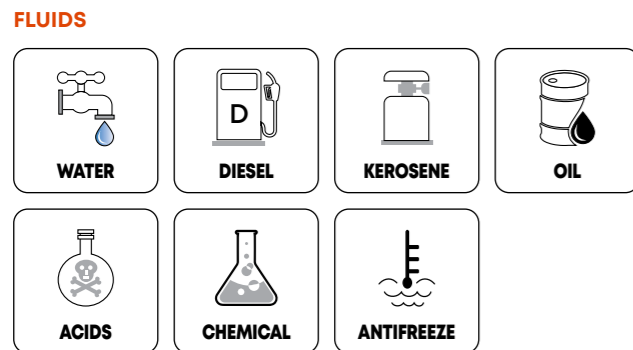
Strainer built into suction tube inlet to keep contaminants away

- Complete with**
- Two piece telescopic suction tube for use with 50-205 litres (15-55 gallons) drums
  - Outlet spout

**WETTED COMPONENTS**  
Polypropylene, Viton, Stainless steel

**RECOMMENDED USE**  
Petroleum-based non-corrosive liquids  
Fuels: Diesel, Kerosene  
Light oils, Low viscosity lubricants, Acetone, Anti-freeze, Ammonium Hydroxide, Glycerine, Alcohols,  
Water, Water based chemicals. Weaker acids, Mild solvents and Alkaline solutions.

**DO NOT USE WITH**  
Lubricant or liquids above 100 cst or any media not compatible with materials used in the pump construction



**ORDERING INFORMATION**

CAT NR.	BOX QTY.
PLP/20	10

**NEW!**



**VARIABLE HANDLE SETTING**

FLOW SETTING	LOW FLOW 1	MEDIUM FLOW 2	HIGH FLOW 3
FLOW RATE*	Upto 270 ml (9 Oz.) /Stroke	Upto 350 ml (12 Oz.) /Stroke	Upto 430 ml (15 Oz.) /Stroke
TYPE OF FLUIDS	Lubricants or liquids under 35 cst	Anti-freeze, Alcohols, Water, Water based chemicals, low viscosity lubricants	Diesel, Kerosene, Petroleum-based non-corrosive liquids upto 100 cst

\* Measured at pump outlet. Tested using water

Telescopic Suction Tube  
24-3/8" - 35-1/2"  
(620-900 mm)

Strainer

## 234 Siphon Pumps

SPH

Easy to use, polyethylene pumps siphon liquids to lower levels than the height at which the pump is installed

These are easy to prime & start within 6-7 strokes

Pump requires no further operation & keeps working in auto position.

All pumps are equipped with a vent cap on top. Opening the cap stops discharge

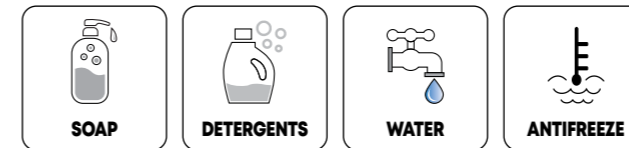
To dispense media at levels higher than the pump, pump below needs to be continuously operated

Supplied complete with flexible corrugated discharge tube

**RECOMMENDED USE**  
Water-based fluids, detergents, waxes, soaps, antifreeze, some mild acids, and other liquids compatible with pump construction materials  
Pump should only be used with light weight & non-flammable liquids

**DO NOT USE WITH**  
Any media not compatible with materials used in the pump construction

**FLUIDS**



**VARIANTS**

	SPH/1	SPH/2	SPH/3
	15-1/4" (387 mm)	33" (839 mm)	32-1/2" (824 mm)
<b>WETTED COMPONENTS</b>	Polyethylene	Polyethylene & Polypropylene	Polyethylene & Polypropylene



**WARNING**

- Pumps must never be used with hot media at temperatures above 60°C (140°F)
- These pumps must never be used with concentrated acids, Acetone, Benzene etc.

**ORDERING INFORMATION**

CAT NR.	FLOW RATE		BUNG	FITS	DISCHARGE HOSE LENGTH		BOX QTY.
	(LPM)	(GPM)			(INCH)	(MM)	
* SPH/1	6.5	2	1-1/2" for use with pails	5-20 litre / 5 gal. pails	21.69	551	25
* SPH/2	17.5	5	2" for use with drums	205 litre / 55 gal. drums	46.45	1180	25
* SPH/3	21	7	2" for use with drums	205 litre / 55 gal. drums	47.70	1212	25

## 235 Drum Trolley Low Profile

**TRL-55**

### Low Profile Drum Trolley

Drum platform only 1/2" (12 mm) off the floor, facilitating easy loading & unloading

Extra heavy duty construction, from 5 mm (6 gauge) steel sheet, with a loading capacity of 545 kgs (1200 lbs)

Fully powder coated finish

Removable pivoting handle includes drum tipper for easy loading

2 large Phenolic front wheels 5-3/4" dia. (146 mm) × 1-7/8" (47 mm) wide & one back phenolic swivel wheel 3" (75 mm) dia. × 1-3/8" (35 mm) wide

Trolley can accommodate drums up to a dia. of 26" (660 mm)

Unit comes flat packed in semi-knocked down condition for ease of transport

Suitable for 210 litre drums



### ORDERING INFORMATION

CAT NR.	BOX QTY.
TRL/55	1

## 236 Drum Wrench

**DRW-135**

An easy & convenient tool to open almost all types of drums

Manufactured from cast aluminum (LM25), hardened & tempered for increased strength

Ends of the wrench are designed to fit perfectly onto most 2" & 3/4" drum plugs

Compact design for easy storage




For opening hex plugs



For opening 2" drum plugs



For opening 3/4" drum plugs



### ORDERING INFORMATION

CAT NR.	BOX QTY.
DRW/AL-01	10

## 237 4 Wheel Drum Dolly

**BDL-140**

Extra heavy duty drum dolly for convenient movement of 180 kg/ 210 litre drums in shop floors & rough workshop environment

Manufactured from solid 3 mm (11 gauge) steel sheet

Design incorporates wide steel cross bases for full base support

Premium powder coated finish

Firmly welded solid cast iron 4 wheels (75 mm dia. × 35 mm wide)

Holds drums of dia. 23" (584 mm)

**Overall Height**  
6-1/2" (165 mm)

**Loading Capacity**  
545 kg (max)



### ORDERING INFORMATION

CAT NR.	BOX QTY.
BDL/140S	2

## 238 Drum Cradle

**DRC-135**

Tilting Drum Cradle  
Tips, rotates, moves & stores  
400 lbs. / 180kg / 210 litre / 55 gal. drums

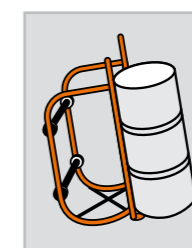
Large 2-1/2" (63 mm) non-sparking wheels make it suitable for use in flammable environments

Fully powder coated finish

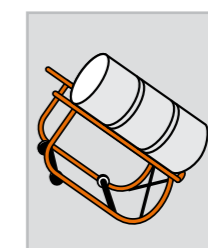
Equipped with self storing lever bar

Maximum load 600 lbs. / 273 kgs

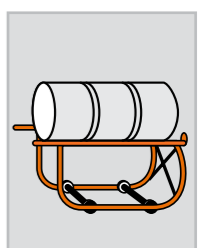
Unit comes flat packed in semi-knocked down condition for ease of transport



Just Tip



Tilt



Drain

### ORDERING INFORMATION

CAT NR.	BOX QTY.
DRC/135	3

## 239 Drum Trolleys Heavy Duty

TRL-180H

TRL-50

Rugged build with outstanding features make these trolley ideal for use in workshops & industrial floors for transfer of large drums & buckets

Manufactured from heavy gauge 4 mm thick steel sheet for increased strength & durability

3" (75 mm) ground clearance for smooth movement over uneven surfaces in workshop environment

6" (150 mm) wide polyurethane front wheels with nylon rim for reduced wear & tear

Heavy duty rear castors with toe locks for higher safety & stability

### Available in 2 sizes

- a. Trolley for 50 kg / 120 lb. drums
- b. Trolley for 180 kg / 210 litre / 55 gal. drums. Can be used just as a trolley for safe movement of oil drums or a complete dispensing system with hose reel & pneumatic pump



Drum clamping attachment



Clamps for holding pump when not in use



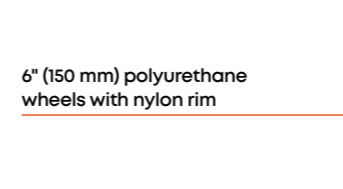
Plate for mounting a hose reel



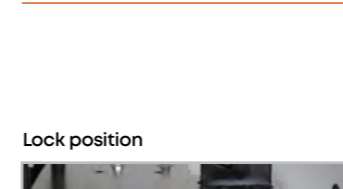
Cup for secure holding of pump inlet & collecting dripping oil



Heavy Duty 4 mm thick steel sheet



6" (150 mm) polyurethane wheels with nylon rim



Lock position



Un-lock position



Heavy Duty castors with toe lock

Removable handle used for moving the trolley



Removable handle used as a drum loader



Removable handle used as a drum wrench



### ORDERING INFORMATION

CAT NR.	SUITABLE FOR	BOX QTY.
TRL/50	50 kg / 120 lb. drums	1
TRL/180H	180 kg / 55 gal. / 205 litre drums	1



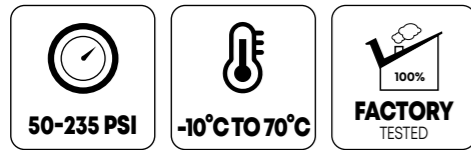
Trolley being used as a dispensing system with Ratio Pump & Hose Reel installed

TRL/50	TRL/180H
Trolley for 50 kg / 120 lb. drums	Trolley for 180 kg / 55 gal. / 205 litre drums

## 240 Air Blow Guns Standard

ABG-3

ABG-1



Designed for rugged everyday usage

Impact resistant nylon body with stainless steel nozzle

Variable speed trigger allows complete control on the volume of air dispensed

Threaded brass insert at the air inlet

Ergonomic soft rubber grip on handle



### ORDERING INFORMATION

CAT NR.	TIP	NOISE	BLOWING FORCE AT 100 PSI	AIR CONS. AT 100 PSI	BOX QTY.
		(DB)	(KG)	(CFM)	
ABG/1/1-4F/BSP	Plastic	77	0.26	9.53	10
ABG/3/1-4F/BSP	4-1/2" SS nozzle	80	0.35	15.18	10

## 241 Air Blow Gun Professional

ABG-10



NEW!



Lightweight Air Blow Gun manufactured from glass filled polypropylene

Impact & weather resistant construction

Brass threaded air inlet ensures that threads do not shear with repeated use

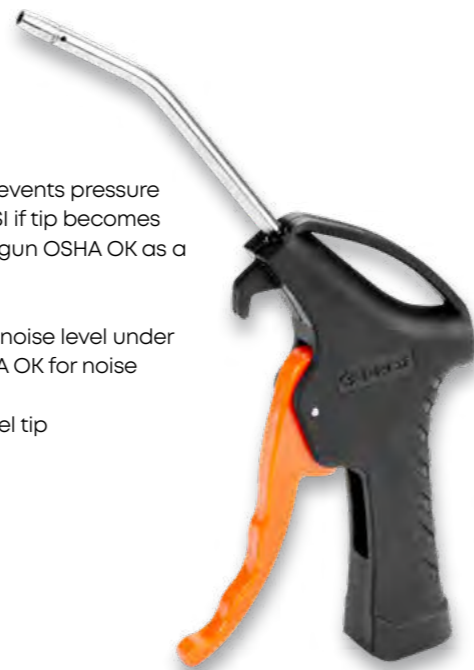
Extended trigger for variable speed control

Rust-proof stainless steel nozzle

Vent in the gun tip prevents pressure from exceeding 30 PSI if tip becomes blocked, making the gun OSHA OK as a safety blow gun

Silent operation with noise level under 80db, the gun is OSHA OK for noise

Comes with 4-1/2" steel tip



### ORDERING INFORMATION

CAT NR.	BOX QTY.
ABG/10/1-4F/BSP	10

## 242 Polyurethane Recoil Air Hose

PUH

Polyurethane Coil / Spiral Air Hoses offer highest flexibility with least resistance to pull recoils

These have excellent memory & automatically recoil

Hoses are kink resistant & lightweight (approx. 25% lighter than rubber)

As opposed to nylon hoses, PU hoses offer much better elasticity

Constructed with one end coiled & other end with 19" (483 mm) straight length

Both ends are fitted with polyacetal bend restrictors & crimped with solid brass swivel fittings on both sides offering highest directional flexibility

Ideal for use on assembly lines with air tools, automotive repair & body shops etc.

Solid brass swivel fittings on both ends offer complete 360° directional flexibility



### SPECIFICATION

MAXIMUM WORKING PRESSURE	145 PSI (10 BAR)
MINIMUM BURST PRESSURE (AT 24°C)	508 PSI (35 BAR)
MATERIAL	PUR - Ester
WORKING TEMPERATURE RANGE	-5°C to 60°C
HOSE HARDNESS	98 Shore 'A'
BEND RESTRICTORS	Polyacetal
FITTINGS	Brass Swivel Fittings on Both ends
RECOMMENDED WORKING LENGTH	Max. 80% of Total Length

### ORDERING INFORMATION

CAT NR.	THREADS	HOSE INNER DIA.		HOSE OUTER DIA.		OVERALL LENGTH		BOX QTY.
		(MM)	(INCH)	(MM)	(INCH)	(M)	(FT)	
PUH/5BO/15/1-4/BSP	1/4" BSP	5	3/16	8	5/16	4.5	15	10
PUH/5BO/20/1-4/BSP	1/4" BSP	5	3/16	8	5/16	6	20	10
PUH/5BO/25/1-4/BSP	1/4" BSP	5	3/16	8	5/16	7.5	25	10
PUH/6BO/15/1-4/BSP	1/4" BSP	6.50	1/4	10	3/8	4.5	15	10
PUH/6BO/20/1-4/BSP	1/4" BSP	6.50	1/4	10	3/8	6	20	10
PUH/6BO/25/1-4/BSP	1/4" BSP	6.50	1/4	10	3/8	7.5	25	10
PUH/10BO/15/3-8/BSP	3/8" BSP	9.5	3/8	12.7	1/2	4.5	15	10
PUH/10BO/20/3-8/BSP	3/8" BSP	9.5	3/8	12.7	1/2	6	20	10
PUH/10BO/25/3-8/BSP	3/8" BSP	9.5	3/8	12.7	1/2	7.5	25	10

## 243 Filter Regulator Combination

**FRC**


Compact combination unit for removing contaminants & moisture from compressed air in addition to regulating air pressure

Regulator has a non raising "Press to Lock" adjusting knob for locking at any set pressure

Filter is designed with a separator & shield for efficient moisture separation

Supplied complete with pressure gauge & wall mounting bracket



### ORDERING INFORMATION

CAT NR.	DESCRIPTION	INLET/ OUTLET PORT SIZE	PRESSURE GAUGE PORT SIZE	MAX. FLOW RATE	BOX QTY.
FRC136134-S/GB	Miniature	1/4" BSP	1/8" BSP	550 LPM (20 CFM)	1
FRC156334-S/GB	Standard	1/2" BSP	1/8" BSP	3,000 LPM (106 CFM)	1

### SPECIFICATIONS

PRESSURE ADJUSTMENT RANGE	7 - 145 PSI (0.5 to 10 BAR)
FILTERING ELEMENT	Sintered Bronze (40 micron)
DRAIN TYPE	Semi Automatic

## 244 Filter Regulator & Lubricator 2 Piece

**FRCLM**



Space saving 2 pc modular filter-regulator combination & lubricator

Filter removes contaminants & moisture from compressed air

Regulator has a non raising "Press to Lock" adjusting knob for locking at any set pressure

Lubricator feeds lubricants to air operated equipment maintaining a constant oil-to-air density over a wide range of flow

Supplied complete with pressure gauge & wall mounting bracket



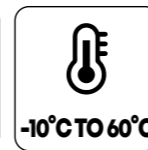
### ORDERING INFORMATION

CAT NR.	CAT NR.	DESCRIPTION	INLET/ OUTLET PORT SIZE	PRESSURE GAUGE PORT SIZE	MAX. FLOW RATE	BOX QTY.
WITH GAUGE	WITHOUT GAUGE					
FRCLM136134-S/WG	FRCLM136134-S/G	Miniature	1/4" BSP	1/8" BSP	500 LPM (18 CFM)	1
FRCLM156334-S/WG	FRCLM156334-S/G	Standard	1/2" BSP	1/8" BSP	2,800 LPM (99 CFM)	1

### SPECIFICATIONS

PRESSURE ADJUSTMENT RANGE	7 to 145 PSI (0.5 to 10 BAR)
FILTERING ELEMENT	Sintered Bronze (40 micron)
DRAIN TYPE	Semi Automatic

## 245 Digital Air Pressure Gauge

**DPG**


Used with air regulators for setting air output pressure

Digital read out displays air pressure in a choice of 4 units: PSI, BAR, MPa & kg/cm<sup>2</sup>

Digital gauges offer higher accuracy and can also withstand vibrations due to pressure variations

Square body has die cast aluminum centre back

Single button operated with auto turn off after 120 seconds that extends battery life



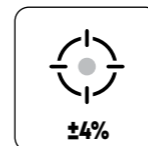
### SPECIFICATION

ACCURACY	± 2% of Full Scale
MEASURING RANGE	- 15 to 145 PSI
LEAST COUNT	0.1 PSI (0.01 BAR)
WORKING TEMPERATURE	- 10°C to +60°C
WORKING HUMIDITY	35 ~ 85% RH
BATTERY	CR 2032 lithium (included)
BATTERY LIFE (APPROX.)	1 year (usage 5 times a day)

### ORDERING INFORMATION

CAT. NR.	THREADS	BOX QTY.
DPG/L/1-8/B	1/8" BSPT(M)	10
DPG/L/1-4/B	1/4" BSPT (M)	10

## 246 Tyre Inflator Gauge 'V' Series

**TIG-25**



GROZ 3-in-1 Tyre Inflator Gauges are designed to:

1. Measure tyre pressure
2. Inflate tyres
3. Deflate tyres

Press deflation valve to reduce tyre pressure

Analog gauge comes with a protective shroud

Aluminium die cast gun with 17" (440 mm) flexible hose & straight chuck suitable for cars & other light vehicles



### SPECIFICATIONS

GAUGE TYPE	Analog
GAUGE DIAMETER	2-1/2" (63 mm)
AVAILABLE UNIT SELECTION	PSI, BAR
OPERATING PRESSURE	Upto 60 PSI (4 BAR)
ACCURACY	± 4%
RESOLUTION	2 PSI (0.10 BAR)
INLET	1/4" (NPT Thread)

### ORDERING INFORMATION

CAT NR.	BOX QTY.
TIG/2-5/N	10

## 247 Tyre Inflator Gauge for Cars

**TIG-12**

Reliable and sturdy, the 3 in 1 GROZ tyre gauge is designed to:

1. Measure Tyre Pressure
2. Inflate Tyres
3. Deflate Tyres

Tyre deflation is via the deflation valve on the gun body. A simple press of the valve will activate it and reduce pressure.

Available with choice of

- a. Analog Gauge
- b. Digital Gauge

Aluminium die cast gun with flexible hose & straight chuck suitable for cars & other light vehicles

### SPECIFICATION

GAUGE TYPE	DIGITAL	ANALOG
GAUGE DIAMETER	2-1/2" (63 mm)	2-1/2" (63 mm)
BACKLIGHT	Yes	-
AVAILABLE UNIT SELECTION	PSI, BAR, Mpa, Kg/cm <sup>2</sup>	PSI, BAR
MAX. PRESSURE	Upto 300 PSI (21 BAR)	upto 50 PSI (3.5 BAR)
ACCURACY	± 1% of Full scale	± 1.6% of Full scale
RESOLUTION	0.1 PSI	5 PSI
POWER SUPPLY	Lithium Battery	-

### VARIANTS

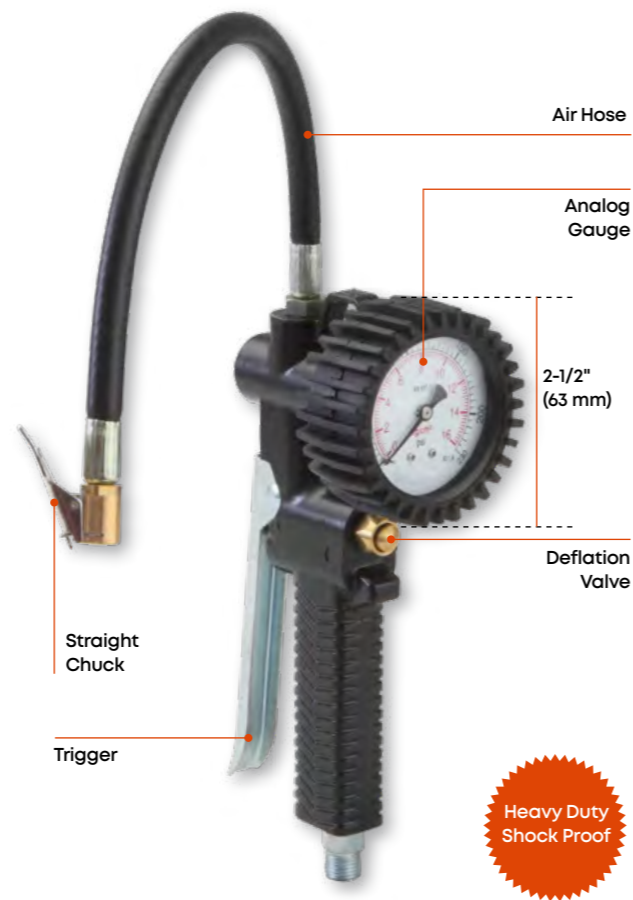


Tyre Inflator with Analog Gauge

Tyre Inflator with Digital Gauge

### ORDERING INFORMATION

CAT NR.	DESCRIPTION	BOX QTY.
TIG/M/12/BSP	12" (300 mm) flexible hose with straight chuck; Analog Gauge	10
TIG/D/12/BSP	12" (300 mm) flexible hose with straight chuck; Digital Gauge	10



## 248 Tyre Inflator Gauge for Trucks

**TIG-24**

Reliable and sturdy, the 3 in 1 GROZ tyre gauge is designed to:

1. Measure Tyre Pressure
2. Inflate Tyres
3. Deflate Tyres

Tyre deflation is via the deflation valve on the gun body. Simple press of the valve activates it and reduces pressure

Available with choice of:

- a. Analog Gauge
- b. Digital Gauge

Aluminium die cast gun with flexible hose, rigid extension & dual chuck suitable for attachment on valves of large tyres

### SPECIFICATION

GAUGE TYPE	Digital	Analog
GAUGE DIAMETER	2-1/2" (63 mm)	2-1/2" (63 mm)
BACKLIGHT	YES	-
AVAILABLE UNIT SELECTION	AR PSI, BAR, Mpa, Kg/cm <sup>2</sup>	PSI, BAR
MAX. PRESSURE	upto 300 PSI (21 BAR)	upto 50 PSI (3.5 BAR)
ACCURACY	± 1% of Full scale	± 1.6% of Full scale
RESOLUTION	0.1 PSI	5 PSI
POWER SUPPLY	Lithium Battery	-

### ORDERING INFORMATION

CAT NR.	DESCRIPTION	BOX QTY.
TIG/M/24D/BSP	24" (600 mm) flexible hose with dual chuck; Analog Gauge	10
TIG/D/24D/BSP	24" (600 mm) flexible hose with dual chuck; Digital Gauge	10

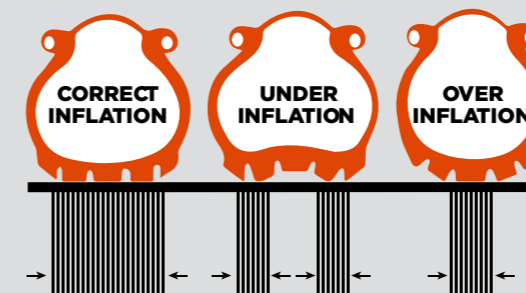


### VARIANTS



Tyre Inflator with Analog Gauge

Tyre Inflator with Digital Gauge



### MAINTAINING CORRECT TYRE PRESSURE

Under-inflated tyres heats up more quickly than correctly inflated tyres, and in extreme cases can lead to tyre failure

Driving on under-inflated tyres also places excess stress on the tyre shoulders, causing uneven wear of the tread

Over-inflation causes high wear at the centre of the tread

Correct tyre pressure ensures safety, optimum handling and longer life of the tyre



# MERCHANDISING SOLUTIONS



## D5A

Heavy Duty Display Stand with T-slot panels for hanging packaged products on hooks

Comes with angle adjusting shelves and storage cabinet at the bottom

Comes complete with 6" (150 mm) long & 8" (200 mm) long hooks

Supplied in CKD



### ORDERING INFORMATION

CAT NR.	STAND DIMENSIONS		BOX QTY.
	(INCH)	(MM)	
D5A	40 × 17.5 × 86.5	1000 × 450 × 2200	1

## D6

Floor mounted display allows access to products from all sides

Pyramid design take minimal floor space

Supplied without products



### ORDERING INFORMATION

CAT NR.	STAND DIMENSIONS		BOX QTY.
	(INCH)	(MM)	
D6	22.4 × 14.17 × 62.99	570 × 360 × 1600	1

## D12

All metal display stand for displaying 16 hammers

Top & bottom display / branding area

Easy to bolt assembly

Supplied in CKD form

Supplied without hammers



### ORDERING INFORMATION

CAT NR.	STAND DIMENSIONS		BOX QTY.
	(INCH)	(MM)	
D12	18.11 × 53.93 × 23.62	460 × 1370 × 600	1

## D1

Wall mount Bracket for pumps with 2" threaded bung

Made from steel in powder coated finish

Compact design, great for display in showrooms, shops etc. where space is a constraint

Does not include products



### ORDERING INFORMATION

CAT NR.	STAND DIMENSIONS		BOX QTY.
	(INCH)	(MM)	
D1	4.7 × 5.9 × 5.9	120 × 150 × 150	1

## Socket Merchandiser

Heavy duty steel construction in premium powder coated finish



### ORDERING INFORMATION

CAT NR.	CONTENTS	BOX QTY.
SKT/H/1-2/UG/ST50	<b>49 Hex Sockets of following sizes:</b> 7 pcs: 10 mm 7 pcs: 13 mm 7 pcs: 17 mm 6 pcs: 19 mm 5 pcs: 22 mm 5 pcs: 24 mm 4 pcs: 27 mm 4 pcs: 30 mm 4 pcs: 32 mm	1

\*Can be offered with Bi-Hex Sockets also

## D2

Specially fabricated miniature steel drum with the drum top fitted with four 2" female threaded openings

Used for floor display in showrooms. Drum can display 4 pumps

Does not include products



### ORDERING INFORMATION

CAT NR.	STAND DIMENSIONS		BOX QTY.
	(INCH)	(MM)	
D5	17.9 dia. × 26 height	455 dia. × 660 height	1

## D10

Display Stand for Torque Wrenches

Supplied without Torque Wrenches



### ORDERING INFORMATION

CAT NR.	DESCRIPTION	BOX QTY.
D10	Torque wrench merchandiser stand (Torque wrench not included)	1

## D19

Grease cartridge merchandiser stand for 10 cartridges



### ORDERING INFORMATION

CAT NR.	DESCRIPTION	BOX QTY.
D19	Merchandiser for 10 cartridges	1

## D17

Two sided banner mounting standee.



### ORDERING INFORMATION

CAT NR.	DESCRIPTION	BOX QTY.
D17	Two sided banner mounting standee	1

## D14

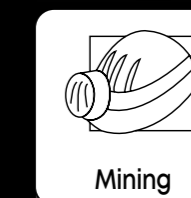
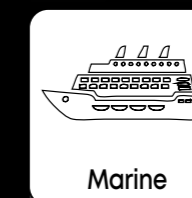
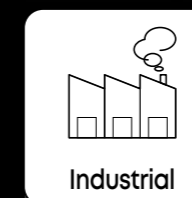
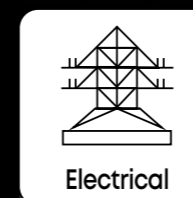


LED display stand with perforated sheet & branding (Supplied without products)



### ORDERING INFORMATION

CAT NR.	DESCRIPTION	BOX QTY.
D14	LED display stand with perforated sheet & branding	1

## INDUSTRIES WE SERVE



## TERMS & CONDITIONS

**Technical Data:** All drawings, weights, dimensions, the descriptions & illustrations contained in the company's catalogues are only approximate and intended merely to give a general description of the goods described therein.

**Specifications:** Whilst every effort has been made to ensure accuracy of information given in this catalogue at the time of going to print, MAY 2023, our policy of continuous improvement determines the right to change specifications without notice. Customers must ensure that goods are suitable for the purpose intended.

**Delay in Delivery:** Delay in completion of work, delivery or in case of a contract for delivery by installments, delay in delivery of an installment shall not give rise to any liability upon the company whether or not any time of date is given in this respect and shall not entitle the customer to terminate the contract.

**Liability:** All goods are guaranteed to do the work for which they are designed. If the goods or any part thereof are defective solely as a result of faulty materials or workmanship of the company, the company's liability shall be limited, at its discretion either to replacing such goods or the defective parts. But no such liability shall arise unless notification of any defect is received by the company in writing within 90 days from the receipt of goods by the buyer and the allegedly defective goods are thereafter returned to the company carriage paid with appropriate pre-notification.

**Indemnity:** The customer shall indemnify the company against all claims in respect of any loss, injury or damage sustained by a third party arising from the sales of the goods to the buyer how so ever caused and also against all actions, proceedings, costs, claims, demands and expenses made, brought or claimed against the company in respect of the infringement of any patent, trademark or registered design.



# GET IN TOUCH WITH US!

GROZ has an extensive sales team across India, to help you out with any query related to product, application or installation.

AREA	EMAIL ADDRESS
<b>NORTH</b>	
Bhiwadi	grozgurgaon6@groz-tools.com
Chandigarh	grozchandigarh@groz-tools.com
Delhi	grozdellhi@groz-tools.com
Faridabad	grozgurgaon1@groz-tools.com
Ghaziabad	grozghaziabad@groz-tools.com
Gurugram	grozgurgaon3@groz-tools.com
Lucknow	grozlucknow@groz-tools.com
Ludhiana	grozludhiana@groz-tools.com
Rudrapur	grozrudrapur@groz-tools.com
<b>EAST</b>	
Bhubaneswar	grozorissa@groz-tools.com
Durgapur	grozdurgapur@groz-tools.com
Guwahati	grozguwahati@groz-tools.com
Jamshedpur	grozjamshedpur@groz-tools.com
Kolkata	grozkolkata@groz-tools.com
Patna	grozpatna@groz-tools.com
<b>WEST</b>	
Ahmedabad	grozahmedabad@groz-tools.com
Indore	grozindore@groz-tools.com
Jaipur	grozjaipur@groz-tools.com
Mumbai	grozmumbai@groz-tools.com
Nagpur	groznagpur@groz-tools.com
Pune	grozpune1@groz-tools.com
Raipur	grozraipur@groz-tools.com
Rajkot	grozrajkot@groz-tools.com
Satna	grozsatna@groz-tools.com
Udaipur	grozudaipur@groz-tools.com
Vadodara	grozvadodara@groz-tools.com
<b>SOUTH</b>	
Bengaluru	grozbengaluru@groz-tools.com
Chennai	grozchennai@groz-tools.com
Coimbatore	grozcoimbatore@groz-tools.com
Hyderabad	grozhyderabad@groz-tools.com
Kerala	grozkerala@groz-tools.com
Vijayawada	grozvijayawada@groz-tools.com

All spare parts and kits are available. For any service and spare parts related queries, write to us at [care.dom@groz-tools.com](mailto:care.dom@groz-tools.com)



**GROZ ENGINEERING TOOLS PVT. LTD.**  
**GROZ NET INDUSTRIES**

Village Kherki Daula, National Highway-8,  
Gurugram-122001, Haryana, India

**Tel** +91.124.282.7700

**Email (India)** india@groz-tools.com

**Email (International)** info@groz-tools.com



FACEBOOK



INSTAGRAM



LINKEDIN



YOUTUBE

For circulation in INDIA & SAARC Nations

The GROZ name, GROZ logo and the  mark are trademarks of Groz Engineering Tools Pvt. Ltd., India